

Narrative Economics[†]

By ROBERT J. SHILLER*

This address considers the epidemiology of narratives relevant to economic fluctuations. The human brain has always been highly tuned toward narratives, whether factual or not, to justify ongoing actions, even such basic actions as spending and investing. Stories motivate and connect activities to deeply felt values and needs. Narratives “go viral” and spread far, even worldwide, with economic impact. The 1920–1921 Depression, the Great Depression of the 1930s, the so-called Great Recession of 2007–2009, and the contentious political-economic situation of today are considered as the results of the popular narratives of their respective times. Though these narratives are deeply human phenomena that are difficult to study in a scientific manner, quantitative analysis may help us gain a better understanding of these epidemics in the future. (JEL D72, E32, G01, N10)

By narrative economics, I mean the study of the spread and dynamics of popular narratives, the stories, particularly those of human interest and emotion, and how these change through time, to understand economic fluctuations. A recession, for example, is a time when many people have decided to spend less, to make do for now with that old furniture instead of buying new, or to postpone starting a new business, to postpone hiring new help in an existing business, or to express support for fiscally conservative government. They might make any of these decisions in reaction to the recession itself (that’s feedback), but to understand why a recession even started, we need more than a theory of feedback. We have to consider the possibility that sometimes the dominant reason why a recession is severe is related to the prevalence and vividness of certain stories, not the purely economic feedback or multipliers that economists love to model.

The field of economics should be expanded to include serious quantitative study of changing popular narratives. To my knowledge, there has been no controlled experiment to prove the importance of changing narratives in causing economic

*Cowles Foundation, Yale University, 30 Hillhouse Avenue, New Haven, CT 06511, and NBER (e-mail: robert.shiller@yale.edu). The author thanks participants in seminars at which earlier versions of this address were presented, at the Bank of England, at the Toulouse School of Economics/Toulouse Institute of Advanced Studies, at the Yale University Department of Economics, and at the Neubauer Collegium at the University of Chicago. Special thanks go to George Akerlof, Bruno Biais, Jean-François Bonnefon, Michael Bordo, Donald Cox, Peter Dougherty, William Goetzmann, Dasol Kim, Rachel Kranton, Terry Loebs, Ramsay MacMullen, Peter Rousseau, Paul Seabright, Benjamin Shiller, Virginia Shiller, and Peter Temin. Research assistance was provided by Andrew Brod, Laurie Cameron Craighead, and Nicholas Werle.

[†]Presidential address delivered at the one hundred twenty-ninth annual meeting of the American Economic Association, January 7, 2017, Chicago, IL. Go to <https://doi.org/10.1257/aer.107.4.967> to visit the article page for additional materials and author disclosure statement.

fluctuations. We cannot easily prove that any association between changing narratives and economic outcomes is not all reverse causality, from the outcomes to the narratives. But there have been true controlled experiments showing that people respond strongly to narratives, in the fields of marketing (Escalas 2007); journalism (Machill, Köhler, and Waldhauser 2007); education (McQuiggan et al. 2008); health interventions (Slater et al. 2003); and philanthropy (Weber et al. 2006).

My goal in this paper is to describe what we know about narratives and the penchant of the human mind to be engaged by them, to consider reasons to expect that narratives might well be thought of as important, largely exogenous shocks to the aggregate economy. This address extends some earlier work I have done with George Akerlof (Akerlof and Shiller 2009, 2015) and some of my own earlier work going back decades (Shiller 1984), but develops the analysis and captures a much broader relevant literature.

Of course, almost nothing beyond spots on the sun is truly exogenous in economics, but new narratives may be regarded often as causative innovations, since each narrative originates in the mind of a single individual (or a collaboration among a few). Mokyr (2016) calls such an individual a “cultural entrepreneur,” and traces the concept back to Hume (1742) who wrote that “what depends on a few persons is, in great measure, to be ascribed to chance, or secret and unknown causes; what arises from a great number may often be accounted for by determinate and known causes.”¹

I will present here some thoughts on these effects of a “few persons” and offer a class of mathematical models for some of these determinate and known causes of the path of narratives, quantifying the dynamics of narratives, and will consider how our understanding can be enhanced of major economic events: the Depression of 1920–1921, the Great Depression of the 1930s, the Great Recession of 2007–2009, and our present time right after our narrative-filled 2016 US presidential election.

I use the term narrative to mean a simple story or easily expressed explanation of events that many people want to bring up in conversation or on news or social media because it can be used to stimulate the concerns or emotions of others, and/or because it appears to advance self-interest. To be stimulating, it usually has some human interest either direct or implied. As I (and many others) use the term, a narrative is a gem for conversation, and may take the form of an extraordinary or heroic tale or even a joke. It is not generally a researched story, and may have glaring holes, as in urban legends. The form of the narrative varies through time and across tellings, but maintains a core contagious element, in the forms that are successful in spreading. Why an element is contagious, when it may even “go viral,” may be hard to understand, unless we reflect carefully on the reason people like to spread the narrative. Mutations in narratives spring up randomly, just as in organisms in evolutionary biology, and when they are contagious, the mutated narratives generate seemingly unpredictable changes in the economy.

Narratives can be based on varying degrees of truth. Wishful thinking may enhance contagion (Bénabou 2013). The impact of nonfactual narratives might

¹Hume (1788, XIV, p. 101).

be somewhat greater in today's world than in decades past, since established news media are in upheaval after the relatively recent advent of modern information technology and social media. But in past decades we can also observe that narratives with no factual basis were widely disseminated and believed. For instance, until modern times, it was asserted that women were not capable of learning men's occupations (Goldin 2014). Similarly, it was argued that some racial or ethnic groups were not really capable of integrating into civilized society (Myrdal 1974). How people could believe these views in the past seems hard to imagine today because we are no longer immersed in their narratives.

Disturbingly, Oxford Dictionaries in 2016 gave *post-truth* as "international word of the year."² Are narratives becoming increasingly based on false ideas? This possibility is something we ought to try to understand better. Among normal people, narratives are often somewhat dishonest and manipulative. In a competitive market where competitors manipulate customers and profit margins have been competed away to normal levels, no one company can choose not to engage in similar manipulations. If they tried, they might be forced into bankruptcy. A *phishing equilibrium* with a certain equilibrium acceptable level of dishonesty in narrative is established (Akerlof and Shiller 2015).

I. The Role of Narratives Broadly, in the Social Sciences and the Humanities

When we as economists want to understand the most significant economic events in our history, such as the Great Depression of the 1930s, or subsequent recessions, or policies toward wealth and poverty, we rarely focus on the important narratives that accompanied them. We have lagged behind other disciplines in attending to the importance of narratives (Figure 1), and while all disciplines use narratives more since 2010, economics (and finance) remain laggards. This is despite calls for economists' attention to *social dynamics* and *popular models* (Shiller 1984); to a new *culturomics* (Michel et al. 2005); or *humanomics* (McCloskey 2016); or for more *narrativeness* in economics (Morson and Schapiro 2017). We see little use of enormous databases of written word that might be used to study narratives.

Some would say that the field of history has always had an appreciation for narratives. However, historians need also to be reminded sometimes that a deep understanding of history requires imputing what was on the minds of those people who made history, what their narratives were, as historian Ramsay MacMullen implored in his book, *Feelings in History: Ancient and Modern* (2003). He does not literally stress the concept of narratives: he has told me he would prefer a word conveying "stimulus to some emotional response, and there is no such word." But he shows that if we try to understand people's actions, we will need to replicate in ourselves as best we can the feelings they themselves experienced, and his book describes many of the narratives that in history communicated such feelings.

In the social sciences, the last half-century saw the blossoming of schools of thought that emphasized study of popular narratives, a study that has been variously named as narrative psychology (Sarbin 1986); storytelling sociology (Berger and

²<https://en.oxforddictionaries.com/word-of-the-year/word-of-the-year-2016>.

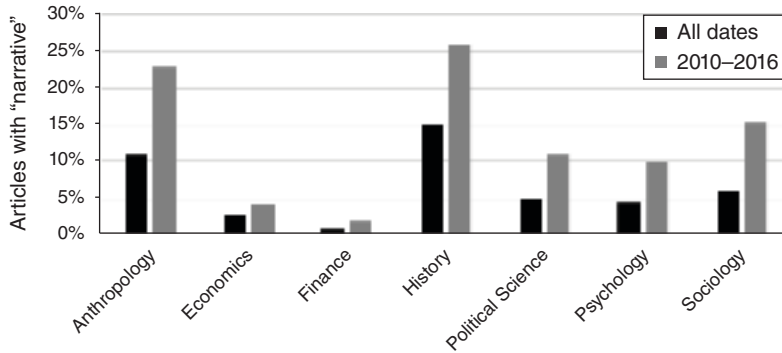


FIGURE 1

Note: JSTOR counts by field of articles containing the word *narrative* as a percent of all articles in the field, entire database (left) and the years 2010-2016 only (right).

Quinney 2004); narrative approaches to religious studies (Ganzevoort et al. 2013); narrative criminology (Presser and Sandberg 2015); and so on. The overriding theme is that people typically have little or nothing to say if you ask them to explain their objectives or philosophy of life, but they brighten up at the opportunity to tell personal stories, which then reveal much of their values (O’Conner 2000). For example, if one interviews in a prison, one finds that the subject tends to respond well when asked to tell stories about other criminals, and these stories tend to convey a sense not of amorality but of altered morality.

Consideration of narratives in economics brings us to an unfamiliar association with literature departments in our universities. Some literary theorists have found that certain basic structures of stories are repeated constantly, though the names and circumstances change from story to story, perhaps suggesting that the human brain practically has receptors for certain stories built in. Cawelti (1976) classifies what he calls “formula stories.” Propp (1984) found 31 “functions” present in all folk stories. Tobias (1999) says that in all of fiction there are only 20 master plots: “quest, adventure, pursuit, rescue, escape, revenge, the riddle, rivalry, underdog, temptation, metamorphosis, transformation, maturation, love, forbidden love, sacrifice, discovery, wretched excess, ascension, and descension.” Booker (2004) argues that there are only seven basic plots: “overcoming the monster, rags to riches, voyage and return, comedy, tragedy, and rebirth.” According to literary theorist Klages (2006, p. 33), structuralism in literary theory takes such efforts to list all basic stories as “overly reductive and dehumanizing.” Although dismissing these lists of basic plots, she asserts: “structuralists believe that the mechanisms which organize units and rules into meaningful systems come from the human mind itself.” Brooks (1992, location 74) says narratology should be concerned with “how narratives work on us, as readers, to create models of understanding, and why we need and want such shaping orders.” Well-structured narratives, Brooks (1992, location 749) argues, “animate the sense-making process” and fulfill a “passion for meaning” and the study of narratives brings him to psychoanalysis.

II. Narratives as Creative, Essentially Human, Works

Predicting the success of creative works with the public is an extremely difficult task, one that is fundamentally related to the challenge we have in predicting contagion rates of narratives, processes that depend on many factors. We don't precisely observe the mental and social processes that create contagion. For example, predicting the success of motion pictures before they are released is widely known to be quite difficult (Litman 1983). Jack Valenti, former president of the Motion Picture Association of America, said

*With all the experience, with all the creative instincts of the wisest people in our business, no one, absolutely no one can tell you what a movie is going to do in the marketplace... Not until the film opens in a darkened theater and sparks fly up between the screen and the audience can you say this film is right.*³

By analogy, the reason that writers pull quotes, especially paragraph-length quotes, and display them as I have just done is often to convey a narrative, to give the reader a historical sense of a past narrative that had impact and might again have impact on the reader if it is repeated just as it was perfectly worded. As with jokes, a narrative has to be delivered just right to be effective. Similarly, with music we want to hear again and again a performance that sounds exactly right and by the perfect performer. This is why narratives are difficult to study, and why there are limitations in textual analysis involving word counts or n-gram counts to quantify and study them.

Since around the beginning of the twentieth century, scholars from a wide array of disciplines began to think that narratives, stories that seem outwardly to be of entertainment value only, are really central to human thinking and motivation. For example, in 1938 the existentialist philosopher Jean-Paul Sartre wrote

A man is always a teller of tales, he lives surrounded by his stories and the stories of others, he sees everything that happens to him through them; and he tries to live his life as if he were recounting it

The tales tend to have human interest, if only suggested. By analogy, when asleep at night, narratives appear to us in the form of dreams. We do not dream of equations or geometric figures without some human element. Neuroscientists have described dreaming, which involves characters, settings, and a hierarchical event structure, as a story-telling instinct that resembles in brain activity a form of spontaneous confabulation caused by lesions of the anterior limbic system and its subcortical connections (Pace-Schott 2013).

Anthropologists, who conduct research on the behavior of diverse tribes around the world, have observed a "universal" that people "use narrative to explain how things came to be and to tell stories" (Brown 1991). Visitors to any human society will observe people facing each other, sitting around the television—or the campfire—together, and vocalizing, and more recently, tweeting, stories, at the same time waiting to learn other's reactions, interested in feedback that will either

³Jack Valenti, in a speech "Motion Pictures and Their Impact on Society in the Year 2001," April 25, 1978, quoted in Litman (1983, p. 159).

confirm or disconfirm one's thoughts. It seems that the human mind strives to reach enduring understanding of events by forming them into a narrative that is embedded in social interactions.

Some have suggested that it is stories that most distinguish us from animals, and even that our species be called *Homo narrans* (Fisher 1984) or *Homo narrator* (Gould 1994) or *Homo narrativus* (Ferrand and Weil 2001) depending on whose Latin we use. Might this be a more accurate description than *Homo sapiens*, i.e., wise man? It is more flattering to think of ourselves as *Homo sapiens*, but not necessarily more accurate.

It is important to note that narratives may not generally be acted upon reflectively, since, in the words of psychologists Schank and Abelson (1977), they may be taken as *scripts*. When in doubt as to how to behave in an ambiguous situation, people may think back to narratives and adopt a role as if acting in a play they have seen before. The narratives have the ability to produce *social norms* that partially govern our activities, including our economic actions. The "prudent person rule" in finance is one of those norms that has economic impact: fiduciaries and experts do not have the right to act on their own judgment. They must instead mimic the "prudent person," and this, in effect, means following a script (Shiller 2002).

Popular narratives may have a spirit of "us versus them," a Manichean tone of revealed evil described of others in the story. Jokes are quite often at somebody else's expense—members of some other group. In extreme cases, they may be focused on events as evidence of some kind of imagined conspiracy.

Of course, it is rational for people to be alert to conspiracies, since history is filled with actual examples of them. But the human mind seems to have a built-in interest in conspiracies, a tendency to form a personal identity and loyalty to friends built around perceived plots of others. This disposition appears to be related to human patterns of reciprocity, of vengeance against presumed enemies, a tendency that has been found relevant to economic behavior (Fehr and Gächter 2000). The disposition may be amplified individually by brain damage, into a *paranoid personality disorder* that is recognized in the *Diagnostic and Statistical Manual, Fifth Edition (DSM V)* of the American Psychiatric Association as afflicting 2.3 percent to 4.4 percent of the US adult population.⁴

There is a daunting amount in the scholarly literature about narratives, in a number of academic departments, and associated concepts of memetics, norms, social epidemics, contagion of ideas. While we may never be able to explain why some narratives "go viral" and significantly influence thinking while other narratives do not, we would be wise to add some analysis of what people are talking about if we are to search for the source of economic fluctuations. We economists should not just throw up our hands and decide to ignore this vast literature. We need to understand the narrative basis for macroeconomic fluctuations, and to think about how narrative economics ought to be more informing of policy actions now and in the future.

Narratives are major vectors of rapid change in culture, in zeitgeist, and ultimately in economic behavior. Spreading narratives, often many parallel narratives

⁴The American Psychiatric Association has discontinued in *DSM V* the term *paranoid schizophrenia* and other terms describing paranoid forms of other psychotic disorders. Those who were once diagnosed paranoid schizophrenic might today have two diagnoses at once: paranoid personality disorder and schizophrenia.

around a common theme, have been creating cultural change long before the Internet revolution, when the appearance of the parallel phenomenon of computer viruses, which spread by contagion from computer to computer, popularized the virus metaphor.

Talk of the epidemic spread of narratives goes back centuries. David Hume wrote in 1742

*... when any causes beget a particular inclination or passion, at a certain time and among a certain people, though many individuals may escape the contagion, and be ruled by passions peculiar to themselves; yet the multitude will certainly be seized by the common affection, and be governed by it in all their actions.*⁵

McKay (1841) drew attention to the contagious spread of “extraordinary popular delusions.” Gustave Le Bon said in his book *Psychologie des foules (The Crowd)*: “Ideas, sentiments, emotions, and beliefs possess in crowds a contagious power as intense as that of microbes” (Le Bon 1895). Related terms were collective consciousness (Durkheim 1897), collective memory (Halbwachs 1925), and memes (Dawkins 1976). Contagion is also related to issues of identity, since an important part of most narratives describing past events involving people is that one must imagine oneself as another person, and thus momentarily at least feel a shared identity with someone else (Akerlof and Kranton 2011).

III. Dimensions of Narratives Normal and Abnormal

The psychologist Jerome Bruner, who has stressed the importance of narratives, wrote that we should not assume that human actions are ever driven in response to purely objective facts:

*I do not believe that facts ever quite stare anybody in the face. From a psychologist's point of view, that is not how facts behave, as we well know from our studies of perception, memory, and thinking. Our factual worlds are more like cabinetry carefully carpentered than like a virgin forest inadvertently stumbled upon.*⁶

Narratives are human constructs that are mixtures of fact and emotion and human interest and other extraneous detail that form an impression on the human mind.

Psychiatrists and psychologists recognize that mental illness is often an extreme form of normal behavior, or a narrow disruption of normal human mental faculties. So we can learn about the complexities of normal human narrative brain processing by looking at dynarrativia, abnormal narrative phenomena. Neuroscientists Young and Saver (2001) listed some of its varied forms: arrested narration, undernarration, denarration, confabulation.

Schizophrenia may be regarded as another brain anomaly related to narrative problems (Gaser et al. 2004). Schizophrenia has aspects of being a disorder of narrative, as it often involves the hearing of imaginary voices delivering a fantastic,

⁵Hume (1788, p. 103).

⁶Bruner (1998, p. 18).

and disordered, narrative (Saavedra, Cubero, and Crawford 2009). Hearing voices as a symptom of schizophrenia is correlated with volume deficits in specific brain areas (Gaser et al. 2004). The narrative disruption found in autism spectrum disorder also is related to brain anomalies (Losh and Gordon 2014; Pierce et al. 2001).

Narrative psychology is also related to the psychologists' concept of framing (Kahneman and Tversky 2000; Thaler 2015, 2016). If we can create an amusing story that will get retold, it can establish a point of view, a reference point, which will have influence on decisions. It is also related to the Kahneman and Tversky (1973) representativeness heuristic, whereby people form their expectations based on similarity of circumstance to some idealized story or model, and tend to neglect base-rate probabilities.

Psychologists have noted an *affect heuristic*, whereby people who are experiencing strong emotions, such as fear, tend to extend their feelings to unrelated happenings (Slovic et al. 2007). Sometimes people note strong emotions or fears about possibilities that they know logically are not real, suggesting that the brain has multiple systems for assessing risk, and the "risk as feelings" hypothesis that some primitive brain system more connected to palpable emotions has its own heuristic for assessing risk (Loewenstein et al. 2001.)

In joint work with Goetzmann and Kim (2016), using data from a questionnaire survey I have been conducting with institutional investors and high-income Americans since 1989, we found that these people generally have exaggerated assessments of the risk of a stock market crash, and that these assessments are influenced by the news stories, especially front page stories, that they read. One intriguing finding was that an event such as an earthquake could influence estimations of the likelihood of a stock market crash. The respondents in our survey gave statistically significantly higher probabilities to a stock market crash if there had been an earthquake within 30 miles of their zip code within 30 days, triggering the affect heuristic. It seems reasonable to hypothesize that local earthquakes start local narratives with negative emotional valence. Analogous evidence has been found of seemingly irrelevant events with narrative potential having effects on economic or political outcomes: the effect of World Cup outcomes on economic confidence (Dohmen et al. 2006) and of background music in advertisements on viewers (Boltz, Schulkind, and Kantra 1991).

The news media, for which the survival of any one organization is never assured in a competitive news marketplace, must become adept at managing the news to make narratives work in their favor. Moreover, news media embellish the emphasized news with human interest stories. Given the large and often dramatic degree of news media coverage of disasters—natural and man-made—and of crimes and human interest stories, it seems clear that news media believe that covering such events will result in increased sales and attention for their news products. However, little attention has been given to the impact of such news stories on other stories in the same publication.

IV. Epidemic Models

The Kermack-McKendrick (1927) mathematical theory of disease epidemics marked a revolution in medical thinking because it gave a realistic framework for

understanding the all-important dynamics of infectious diseases. Their simplest model divided the population into three compartments: susceptibles, infectives, and recovered, hence it is called an SIR model or compartmental model; S is the number of susceptibles, people who have not had the disease and are vulnerable; I is the number of infectives, people who have the disease and are actively spreading it; R is the number of recovered, who have had the disease and gotten over it and are no longer capable of catching the disease again or spreading it. The total population $N = S + I + R$ is assumed constant.

The key idea of the Kermack-McKendrick mathematical theory of disease epidemics was that in a thoroughly mixing population the rate of increase of infectives in a disease epidemic is equal to a constant contagion rate $c > 0$ times the *product* of the number of susceptibles S and the number of infectives I minus a constant recovery rate $r > 0$ times the number of infectives. Each time a susceptible meets an infective there is a chance of infection. The number of such meetings per unit of time depends on the number of susceptible-infective pairs in the population. The recovery from the disease is assumed for simplicity to occur in an exponential decay fashion, instead of the more usual notion of a relatively fixed timetable for the course of the disease. The three-equation Kermack-McKendrick SIR model is

$$\frac{dS}{dt} = -cSI;$$

$$\frac{dI}{dt} = cSI - rI;$$

$$\frac{dR}{dt} = rI.$$

The same SIR model can of course be used to describe the word-of-mouth transmission of an idea. Here, the contagion rate is the fraction of the time in an encounter that an infective, a person interested in and accepting of a story, effectively convinces the susceptible enough of the story to spread it further. Many encounters may be needed before a particular person is infected. The removal rate might be described as the rate of forgetting, of simple decay of memories, but there is also cue-dependent forgetting. This removal also occurs as the repertory of other current stories evolves away from this story, so that there are declining cues for the memory; this story seems less connected, less apt, or even superficially contrary to current theories and prejudices. It might be plausible to suppose, as the model does, that contagion rates and removal rates are both constant through time, if they are intrinsic to the narrative. Inaccurate retellings of the narrative that leave out its essential interest value, because of transmission error, just don't survive; the parameter c refers to *successful* spread of the core interest value of a story.

Even though direct face-to-face communications of ideas is less important in modern times because of the communications media, it still remains a workable model. The core model may apply no matter how people may connect with each other. A survey of individual investors shows that on average they talked to 20 people about a typical investment, and only 23 percent did any analysis themselves (Shiller and Pound 1989).

This model implies that from a small number of initial infectives, the number infected and contagious itself follows a bell-shaped curve, rising at first, then falling. A mutation in an old much-reduced disease may produce a single individual who is infective, and then there will be a lag, possibly a long lag if c is small, before the disease has infected enough people to be noticed in public. The epidemic will then rise to a peak, and then fall and come to an end without any change in the infection or removal rates, and before everyone is infected.

Figure 2 shows an example, implied by the three equations above, with $N = 100$ people, of very small transmission of infection per unit of time on any one exposure, $I_0 = 1$, $c = 0.005$, $r = 0.05$. In this case, almost 100 percent of the population eventually gets infected. During an actual epidemic, public attention tends to focus on the number of infectives, seen here as a bell-shaped curve skewed to the right.

Not everyone will ever catch the disease, as some completely escape for lack of effective encounter with an infective, and gradually it gets safer and safer for them because the infectives are becoming more and more reduced in number as they get over the disease and are immune to it, so there are not enough new encounters to generate sufficient new infectives to keep the disease on the growth path. Eventually, the infectives almost disappear, and the population consists almost entirely of susceptibles and recovered.

What creates a big disease that ultimately reaches a lot of people (the total ever infected and recovered as measured by R_∞)? It is a function of the *ratio* c/r of the two parameters. As time goes to infinity, the number of people who have ever had the disease goes to a limit R_∞ (called the size of the epidemic) strictly less than N . It follows directly from the first and third equations that $dS/dR = -(c/r)S$ and the initial condition I_0 that $S = (N - I_0) e^{-(\frac{c}{r})R}$ and since $I_\infty = 0$, $N = S_\infty + R_\infty$ we have

$$\frac{c}{r} = R_\infty^{-1} \log \frac{N - I_0}{N - R_\infty}.$$

If we could choose c and r , we could make the size of the epidemic R_∞ anything we want between I_0 and N . Higher c/r corresponds to higher size of epidemic R_∞ , regardless of the level of c or of r , while higher c itself, holding c/r constant, yields a faster epidemic. If we define “going viral” by $R_\infty > N/2$, then we see this happening in this example when $c/r > 0.014$.

If we multiply both parameters, c and r , by any constant a , then the same equations are satisfied by $S(at)$, $I(at)$, $R(at)$. This means, depending on the two parameters c and r , that there can be both fast and slow epidemics that look identical if the plot is rescaled. If we also vary the ratio c/r , we can have epidemics that play out over days and reach 95 percent of the population, or epidemics that play out over decades and reach 95 percent of the population, or epidemics that play out over days and reach only 5 percent of the population, or epidemics that play out over decades and reach 5 percent of the population. But in each case, we can have hump-shaped patterns of infectives that on rescaling look something like that in Figure 2.

The Kermack-McKendrick SIR model has formed a starting point for mathematical models of epidemics that have, over 90 years since, produced a huge literature. The basic compartmental model, the SIR model, has been modified to allow for gradual loss of immunity, so that recovered are gradually transformed into susceptibles again

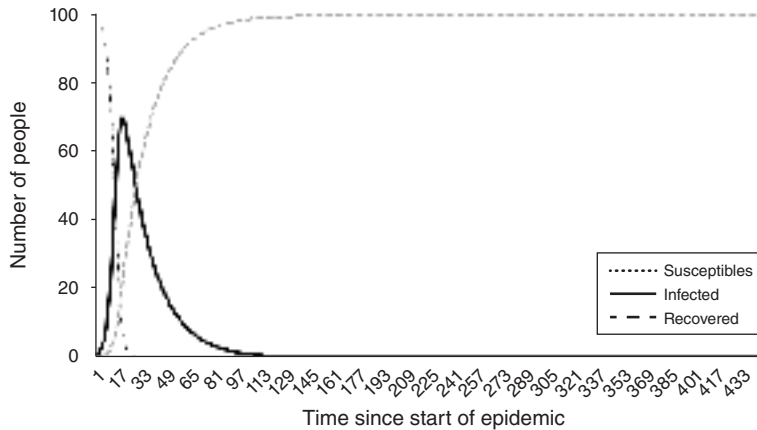


FIGURE 2. SOLUTION TO KERMACK-MCKENDRICK SIR MODEL
FOR $N = 100$, $I_0 = 1$, $c = 0.005$, $r = 0.05$

(the SIRS model). This is the same as the SIR model above except that a term $+sR$ is added to the right-hand side of the first equation and $-sR$ to the right-hand side of the third equation, where $s > 0$ is a resusceptibility rate. In this model the infectives' path may, depending on parameters, look similar to that in Figure 2 but approaching a nonzero horizontal asymptote as time increases: the infectives never effectively disappear. The SIR model can also be modified so that an encounter between a susceptible and an infected leads to an increase in exposed E , a fourth compartment, who become infective later (the SEIR model). The model has also been modified to incorporate partial immunity after cure, birth of new susceptibles, the presence of superspreaders with very high contagiousness, geographical patterns of spread, etc.

V. Applications of the Kermack-McKendrick to Social Epidemics

In applying the compartmental model to social epidemics, to epidemics of ideas, certain changes seem natural. One thought is that the contagion rate should decline with time, as the idea becomes gradually less exciting. Another way of modeling approximately the same notion is due to Daley and Kendall (1964, 1965), who said that the Kermack-McKendrick model could be altered to represent that infectious people might tend to become uninfected after they meet another infectious person or a recovered person, because they then think that many people now know the story, making it no longer new and exciting, and thus they choose not to spread the epidemic further.

Bartholomew (1982) argued that when variations of the Kermack-McKendrick model are applied to the spread of ideas, we should not assume that ceasing to infect others and forgetting are the same thing. Human behavior might be influenced by an old idea not talked about much but still remembered. This has been called "behavioral residue" (Berger 2013).

There is now a substantial economics literature on network models: see the recent *Handbook of the Economics of Networks* (Bramoullé, Galeotti, and Rogers 2016), though there appears to be little in the way of such behavioral models (the word

narrative does not appear even once). Some of these modified SIR models involve complex patterns of outcomes, and sometimes cycles. Geographic models of spread are increasingly complicated by worldwide social media connections (Bailey et al. 2016).

Some SIR models (surveyed in Lamberson 2016) dispense with replacing the idea of random mixing and choose instead a network structure. There may be strategic decisions whether or not to allow oneself to be infected, and the fraction of the population infected may enter into the decision (Jackson and Yariv 2005). There are variations of models that describe individuals as adopting a practice not merely through random infection but through rational calculations of the information transmitted through their encounters with others (Banerjee 1992; Bikhchandani, Hirshleifer, and Welch 1992).

Currently, there is not any one single model for social epidemics; instead, there is a tool-bag of models for understanding epidemics depending on their circumstances. But we can still refer to the original Kermack-McKendrick SIR model as a metaphor for the class of dynamic models that rely on contagion and recovery. These other models typically still take analogues of c and r as fundamental parameters, still have the property that a slight tweak of c upward or r downward may set in motion a chain of events that sets off an epidemic with a lag, so that on the date the epidemic is first publicly noticed, the causes are now in fairly distant history and hard to discern.

Even though direct face-to-face communication of ideas is less important in modern times, because of the communications media, the Kermack-McKendrick model still remains an important model for economics. The core model may apply no matter what way people may connect with each other. There is a concern that modern communications media (the press, the Internet, etc.) make the SIR model less accurate in describing social epidemics. But the change may instead be roughly within the framework of the model, with higher contagion rates for narratives due to the social media automatically directing narratives to people with likely interest in them, regardless of their geography. Moreover, marketing literature finds that direct word-of-mouth communications still beat other forms in persuasiveness (Herr, Kardes, and Kim 1991), and the marketing profession has responded by promoting word-of-mouth seeding strategies and television ads that feature actors portraying people with whom the common person can identify and simulating direct interpersonal word of mouth. In considering the Internet and social media and the SIR model, Zhao et al. (2013) argue for a modified SIR model where analogues to the parameters c and r are both increased by the new media.

Bauckhage (2011) showed evidence that the SIRS variant of the Kermack-McKendrick compartmental model fits time series data reasonably well on Internet memes from Google Insights (now Google Trends.) He looked at silly recent Internet viruses like the “O RLY?” (Oh, really?) meme that displayed nothing more than a picture of a cute owl with what would appear to be a puzzled facial expression. Because the memes are largely nonsensical, we might expect them to follow a course independent of other ideas and thus to fit the SIRS model well, as he found. Roughly the same hump-shaped pattern of infectives was found again and again.

Michel et al. (2011) showed evidence that mentions of famous people in books tends to follow a hump-shaped pattern through time, a slow epidemic, something like

those observed by Bauckhage, but over decades, rather than months or years. Some examples from economists possibly illustrate a compartmental model slow epidemic, a hump-shaped pattern that plays out over centuries. Adam Smith (1723–1790) has a Google Ngrams plot that did not peak until the 1880s, and has since been declining slowly for over a century. Karl Marx (1818–1883) has a Google Ngrams plot that did not peak until the 1970s.

Taking the Kermack-McKendrick model as an illustration or metaphor, it would appear that this learning theory might imply that the total impact of an idea is measured by its R_∞ long after the idea has ceased to be infectious. The long-run impact of an idea then is not testimony to its correctness, but rather to the c/r in the initial epidemic that popularized it.

In applying the SIR model to social epidemics, we need also consider that narratives affect the contagion rates of other narratives that are seen to be on the same topic or that further inform. One new narrative may remind one of another that has been lying fairly dormant. A wave of similar narrative epidemics can appear.

One must also consider that stories tend to be strategic, fine-tuned by politicians, advertisers, or other interested parties (Akerlof and Shiller 2015). People with an aptitude for storytelling see great fortune in monkeying with stories in an effort to have them go viral. Falk and Tirole (2016) call them “narrative entrepreneurs.” Glaeser (2005) refers to the “supply of stories,” exemplified by hate-creating stories crafted, produced, fashioned for political advantage. Gino, Norton, and Weber (2016) describe concoctors of excuses as “motivated Bayesians,” meaning that these people start to believe the fake news that they generated for self-advantage.

Much of the purposeful generation of new stories is for individual profit, but some of it is done in a patriotic attempt to support confidence and good values. The process of perfecting stories is one of trial and error, and responsiveness to the kinds of things that go viral. A successful story entrepreneur may have a lifetime of failed attempts and perhaps only one or a few breakthroughs. The rare breakthroughs make the entire enterprise worthwhile.

VI. Narrative Epidemics of Economic Theories

Let us consider as an example the narrative epidemic associated with the Laffer Curve, a diagram created by economist Arthur Laffer in the theory of public finance. Let's curve the curve: look at Kermack-McKendrick curves for the narrative of the Laffer Curve. Looking at the Laffer Curve is an arbitrary choice among a vast number of narratives, but one that can be searched on databases easily since the name Laffer Curve appears to connect well to a single narrative with clear economic impact. This narrative exploded into public attention in 1978 focusing on a 1974 event involving the US economist Art Laffer. In Figure 3, a plot of the frequency of references to the Laffer Curve by year, from ProQuest News and Newspapers and by Google Ngrams, somewhat resembles the infectives plot of the Kermack-McKendrick model in Figure 2.

For both, the curves are choppy relative to the model, due to some publication noise, but show some of the hump shape. For news and newspapers, the frequency of use of the term Laffer Curve initially rises strongly, from 1977 to 1978, and then rises rapidly for three more years, peaking in 1981. Then it falls and continues to fall

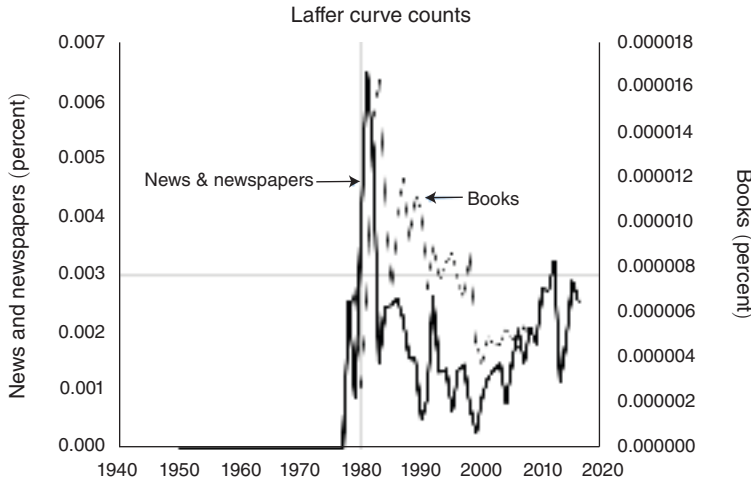


FIGURE 3. FREQUENCY OF APPEARANCE OF LAFFER CURVE BY YEAR

Notes: For news and newspapers (1950–2016, from ProQuest) it is the number of articles with this phrase as a percent of all articles that year. For books (1950–2008, from Google Ngrams) it is the number of occurrences of Laffer Curve divided by the total number of words in the database for that year, in percent.

for many years, as in the model Figure 2, though it shows something of an upturn again after 2000. For books, the curve rises more slowly, for five of six consecutive years, from 1978 to 1983, before entering a long period of slow decline, as in Figure 2.

The Laffer Curve owes much of its contagion to the fact that it was seen as justifying major tax cuts. The Laffer Curve's contagion related to fundamental political changes associated with Ronald Reagan's election as US president in 1980 with his commitment to cutting taxes (and with Margaret Thatcher, but not the socialist François Mitterrand elected around that time).

The Laffer Curve is an inverted U curve relating tax revenue to tax rates, a theory that was used to justify cutting taxes on high-income people since high taxes incentivize them to produce less. The notion that taxes might reduce the incentive to earn income and create jobs was hardly new: the idea was expressed as long ago as Adam Smith in the eighteenth century.⁷ Andrew Mellon, US Treasury Secretary, 1921–1932, was famous for his “trickle down” economics, and, along with US President Calvin Coolidge (1923–1929), successfully argued for reduction of income taxes that had remained high for a while after World War I. But then the Mellon name began to fade (outside of Carnegie-Mellon University), and the theory lost persuasive narrative.

The story of the Laffer Curve did not go viral in 1974, the reputed date when Laffer first introduced it. Its contagion is explained by a literary innovation that was first published in a 1978 article in *National Affairs* by Jude Wanniski, editorial writer

⁷ “[A tax] may obstruct the industry of the people, and discourage them from applying to certain branches of business which might give maintenance and employment to great multitudes.” Adam Smith, *Wealth of Nations* Vol. II (1869, p. 416).

for the *Wall Street Journal*. Wanniski wrote the colorful story about Laffer sharing a steak dinner at the Two Continents in Washington, DC in 1974 with top White House powers Dick Cheney⁸ and Donald Rumsfeld,⁹ as well as Wanniski. Laffer drew his curve on a napkin at the restaurant table. When news about the “curve drawn on a napkin” came out, with Wanniski’s help, this story surprisingly went viral, so much so that it is now commemorated. A napkin with the Laffer Curve can be seen at the National Museum of American History, and a reenactment video of the restaurant-napkin event depicting Laffer drawing his curve on a napkin is available on Bloomberg.

Why did this story go viral? It is always hard to explain these things. Laffer himself said after the Wanniski story exploded that he could not even remember the event, which had taken place four years earlier.¹⁰ But Wanniski was a journalist who sensed that he had the right elements of a good story. The key idea as Wanniski presented it, is indeed punchy: at a zero-percent tax rate, the government collects no revenue. At a 100 percent tax rate the government would also collect no revenue, because people will not work if all of the income is taken. Between the two extremes, the curve, relating tax revenue to tax rate, must have an inverted U shape. Now, as Wanniski pointed out with fanfare in the opening line of his 1978 article, this means that for any feasible tax revenue except one at the very top of the Laffer Curve, there are *two* tax rates that will generate this U shape, one at the left with a high-income level and low tax rates, the other at the right with a low-income level and high tax rates.

Here is a notion of economic efficiency easy enough for anyone to understand. Wanniski suggested, without any data, that we are on the inefficient side of the Laffer Curve. Laffer’s genius was in narratives, not data collection. The drawing of the Laffer Curve seems to suggest that cutting taxes would produce a *huge* windfall in national income. To most quantitatively inclined people unfamiliar with economics, this explanation of economic inefficiency was a striking concept, contagious enough to go viral, even though economists protested that we are not actually on the inefficient declining side of the Laffer Curve (Mirowski 1982). It is apparently impossible to capture why it is doubtful that we are on the inefficient side of the Laffer Curve in so punchy a manner that it has the ability to stifle the epidemic. Years later Laffer did refer broadly to the apparent effects of historic tax cuts (Laffer 2004); but in 1978 the narrative dominated. To tell the story really well one must set the scene at the fancy restaurant, with the powerful Washington people and the napkin.

Another fad, associated with multiple narratives, appeared around the same time as the Laffer Curve: “Rubik’s Cube.” Rubik’s Cube was bigger than Laffer Curve on ProQuest News and Newspapers, but smaller than Laffer Curve on Google Ngrams. They both show similar hump-shaped paths through time.

The Laffer Curve epidemic was followed during the Reagan presidency (1981–1989) by a reduction in the top US federal income tax bracket from 70 percent to

⁸Cheney was as of 1978 soon to be White House Chief of Staff, later Secretary of Defense and Vice President of the United States.

⁹Rumsfeld was as of 1978 recently Secretary of Defense.

¹⁰Paul Blustein, “New Economics: Supply-Side Theories Became Federal Policy with Unusual Speed.” *The Wall Street Journal*, October 8, 1981, p. 1.

28 percent. The top-bracket US corporate profits tax rate was cut from 46 percent to 34 percent during the Reagan administration. The top US capital gains tax rate was reduced from 28 percent to 20 percent in 1981 (though raised back to 28 percent again in 1987 during the Reagan presidency). If the Laffer Curve epidemic had even a minor effect on these changes, it must have had tremendous impact on measures of output and prices.

Figure 4 shows Google Ngrams results for several other examples of economic theories, though less appropriate for our purposes because they are not just narratives, they are more substantively original than the Laffer Curve. Still, even important original theories have associated narratives and might have SIR dynamics. The IS-LM model (Hicks 1937); the multiplier-accelerator model (Samuelson 1939); the overlapping generations model (Samuelson 1958); and the real business cycle model (Kydland and Prescott 1982)—all show hump-shaped patterns akin to those that can be produced by the Kermack-McKendrick model, as seen in Figure 2. In three of the cases, the epidemic first became visible more than a decade after the model was introduced, a phenomenon that is also explainable within the Kermack-McKendrick framework, where epidemics may go unobserved for a while after they have just started from very small beginnings.

VII. Feedback Variations: Multipliers and Bubbles

To think of the events surrounding the explosion of the Laffer Curve as a social epidemic is to think about feedback. The original Kahn-Keynes multiplier model in macroeconomics (Kahn 1931, Keynes 1936), with its famous “multiple rounds of expenditure” might be described as a sort of epidemic model but with the contagion rate c replaced by the marginal propensity to consume (MPC), and with a zero removal rate r . It was an appealing feedback model, on paper. Any stimulus to the economy, call it I_0 to show parallel with our epidemic model, increases someone’s income. This individual, who then spends MPC of that income, generating income for yet another who spends MPC of that income, and so on, such that national income rises gradually, and eventually the result is an increase of national income of $I_0/(1 - \text{MPC})$.

In practice, however, the purely Keynesian form of contagion is limited. The *permanent income hypothesis* suggests that Keynesian contagion may be very low if people do not believe that the spurt in income will be permanent. Some research supports low multipliers, for example Shapiro (2016) reports on research of his own and of coauthors, based on survey questions conducted by the University of Michigan’s Survey of Consumers, of the impact of fiscal stimulus policies. The presented counterfactuals (what would you have done differently if you did not receive the tax rebate check) found that, at least at the time of their survey, the marginal propensity to consume may have been quite low, between one-quarter and one-third, suggesting a multiplier little different from one.

A different special kind of epidemic model describes speculative bubbles. Speculative asset prices themselves would not generally be well modeled directly in terms of this model since the model yields smooth-through-time paths. Most speculative asset prices are nearly random walks on a day-to-day basis. The reason is obvious: if it were possible for smart money to predict the day-to-day price changes

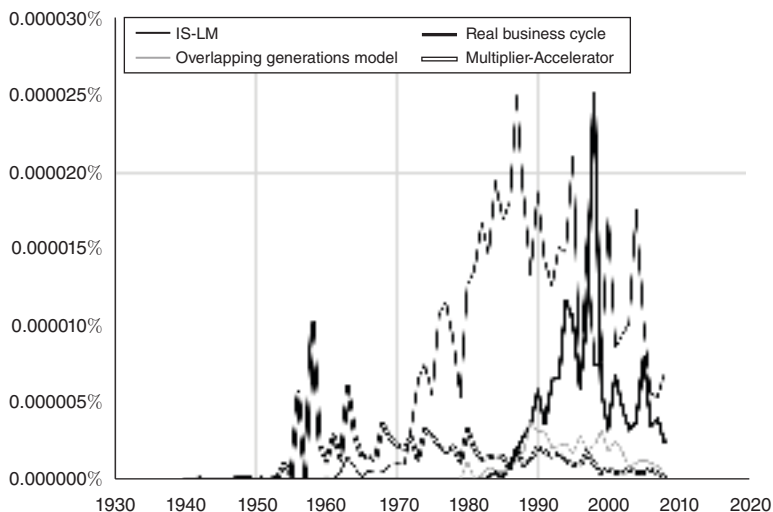


FIGURE 4. GOOGLE NGRAMS COUNTS FOR FOUR ECONOMIC THEORIES

Notes: IS-LM (Hicks 1937), multiplier-accelerator (Samuelson 1939), overlapping generations model (Samuelson 1958), and real business cycle model (Kydland and Prescott 1982).

even reasonably well, they could become rich very fast, and they would take over the market. There are both smart money and noise traders in the market, the former attempting to predict the latter.¹¹ There is a large literature on value investing that confirms that there has been a long-term return to doing it.¹²

In a bubble, the contagion is altered by the public attention to price increases: rapid price increases boost the contagion rate of popular stories justifying that increase, heightening demand and more price increases. In a stock market bubble, these might be stories of the companies with glamorous new technology and of the people who created the technology. In a housing bubble, these might be stories of clever people making a fortune flipping houses. There can also be price-to-GDP-to-price feedback, if speculative price increases stimulate purchases and hence more increases, price-to-corporate profits-to-price feedback, and price-to-regulatory laxity-to-price feedback, all mediated by changing narratives (Shiller 1984, 2000, 2015).

The impact of the epidemic on the asset return would depend on the speed of the epidemic relative to the discount rate. If the speed is very low, there would be very little impact on short-term returns. Then the asset price changes would find little short-term serial correlation through time, and would be approximately a random walk over short time periods.

¹¹There is a substantial literature on “noise traders” in finance; see, for example, LeRoy and Porter (1981); Shiller (1981, 1984); Summers (1986); De Long et al. (1990); and Shleifer and Vishny (1997). Also see, for example, Fama and French (1993).

¹²St. Louis Fed Fred II M04049USM052NNBR. Source: National Bureau of Economic Research.

VIII. Narratives During the Sharpest (Though Not the Worst) US Contraction Ever, 1920 to 1921

In looking for the narrative basis of economic recessions, which might be hard to see since narratives are not easy to measure, it would appear that we would have the most luck looking at really big ones: 1920–1921 was the sharpest US recession since modern statistics are available. The US Consumer Price Index switched suddenly from inflation to deflation: between June 1920 and June 1921, during the Depression, it fell 16 percent, the sharpest one-year deflation ever experienced in the United States. The Index of Wholesale Prices fell much more: 45 percent over the same time interval, its sharpest decline ever.¹³ The cyclically adjusted price earnings ratio (real S&P Composite Index divided by ten-year average of real earnings, Campbell and Shiller 1988) fell to 4.78 by December 1920, by far the lowest ratio in the entire history of the US stock market since 1871. In contrast, note that the ratio is currently around 28. The conventional price-earnings ratio with 12-month trailing earnings was also extremely low, at 8.51. This was the recession that, because of its severity, influenced the fledgling National Bureau of Economic Research (NBER) toward a research program emphasizing the study and dating of business cycles.

Surprisingly, the online NBER Working Paper Series, almost a hundred years later, when searched, has virtually nothing to say about what caused this spectacular depression. Why, after all, did it happen?

Milton Friedman and Anna J. Schwartz, in their *Monetary History of the United States*, have given the most influential account. According to them, the 1920–1921 contraction has a single identifiable cause: an error made by the fledgling Federal Reserve to raise the discount rate to trim out-of-bounds inflation in 1919 caused by their carelessly over-expansionary policy right after World War I, leading to a necessity to take strong measures against inflation in 1920. Benjamin Strong, the president of the New York Fed, was on a long cruise starting December 1919, and was unable to prevent Federal Reserve Banks (which did not coordinate their policies with each other so much back then) from raising the discount rate as much as a full percentage point in one shot in January 1920.

The Fed was new then, having opened its doors only in 1914, and so it is not surprising that they could have made mistakes and implemented overly strong swings in policy. But let us not jump to conclusions about the Fed having caused the depression. Other remarkable things were going on too. If we are going to single out significant events for study, we should keep in mind that important events are usually the result of the confluence of many factors, and often changing narratives are at work in those factors.

There was a background then of horrible recent events: World War I, which ended only 14 months before the start of the Depression; an influenza epidemic even more deadly than the war that started during the war and was not quite over; and a series of postwar race riots in the United States. But how did these events translate into current narratives in 1920?

¹³ St. Louis Fed Fred II M04049USM052NNBR. Source: National Bureau of Economic Research.

I am reminded of a book about the 1920s, *Only Yesterday: An Informal History of the 1920s*, written by a popular writer, Frederick Lewis Allen, published in 1931, which commented on the early stages of the Great Depression in its afterword.¹⁴ His history emphasizes all the little silly fads and diversions that occupied people's attentions, and might be considered a history of silliness, except that some of the events portrayed were ominous or deadly.

The 1920–1921 recession also began with the early stages of widespread public fear of Communism. A computer search of news and newspapers on ProQuest shows relatively little use of the term Communist before 1919. Certainly, Karl Marx and Friedrich Engels wrote their Communist Manifesto long before, in 1848, and newspapers did write about them, though much less frequently. Most people could not be bothered to learn some abstract Communist theory if there had never been a real Communist revolution. Marx and Engels often were seen as minor eccentrics. But after 1918, there was a sudden jump in focus on Communism.

Allen (1931, p. 38) writes of the Big Red Scare period in America

They [Americans] were listening to ugly rumors of a huge radical conspiracy against the government and institutions of the United States. They had their ears cocked for the detonation of bombs and the tramp of Bolshevik armies. They seriously thought—at least millions of them did, millions of otherwise reasonable citizens—that a Red revolution might begin in the United States the next month or next week.

Notably, there is a very dramatic story of the sudden advance of communism after World War I, and its brutality: the murder of Czar Nicholas II and his entire family by Communists on June 17, 1918. It is a particularly repellent story of an internationally recognized family (readers all over the world had seen them in photogravures in newspapers and postcards, much as we routinely see the British Royalty today), who were asked to dress up, then were seated and executed at the surprise appearance of a firing squad. The announcement of the Czar's death appeared in newspapers by June 28, 1918, but not all the gory details were made available to the public until the Report of the Inquiry at Ekaterinburg in September 1920, in the middle of the Depression. Then this story—certainly a contagious story, and one that would attract readers—was reported in excruciating detail by newspapers around the world. The story lives on today; it persists in diminished form as a long, slow epidemic of the kind with low contagion rate but equally low removal rate.

There was also an oil price shock, which generated its own narratives. US oil prices rose over 50 percent from mid-1919 to the end of 1920, in the middle of the Depression. Because consumer prices were falling then, the real price increase was even greater, and by the end of 1920, real oil prices were at the highest level in the twentieth century before 1979.

¹⁴ Here, I am rereading the same copy of the book that was assigned to me as an undergraduate at the University of Michigan over 50 years ago in Prof. Shaw Livermore's History 332 course "Individualism versus Collectivism" when I was 19 years old. I still have the same copy of the book, for which I then paid \$0.85 new, and I still have my handwritten lecture notes from that class. Lest you think, those of you who teach, that your lectures are soon forgotten, note that I have been thinking of his lectures and book assignments ever since. The removal rate is sometimes very low.

Some newspapers did offer a straightforward interpretation of the high oil prices: temporary supply disruptions in Russia and Mexico because of unrest there. But, another explanation had a higher contagion rate. High oil prices were then attributed to strong demand at a time when automobiles and other energy-intensive devices were proliferating despite the Depression. An article by W. W. Woods in the *Los Angeles Times* in September 1920 said: “In the last two years the growing appetite of the internal combustion engine for gasoline has been more than six times what it was in 1901.” He concluded that the nation’s oil supply would be exhausted in 18 years. Moreover, coal prices were high in late 1920, and retail stores of coal for home furnaces were reportedly exhausted as winter approached. Clayton (2015) documents the history of this narrative, from Teddy Roosevelt’s 1908 White House conference on exhaustion of resources, to even more dire predictions by May 1920 from David White, chief geologist at the USGS, that oil production would peak “probably within five years and possibly in three years.” (In fact, new oil discoveries quickly brought the price of oil down after 1920.)

All of these events—World War, the influenza epidemic, the race riots, the Big Red Scare, the oil shock—were associated with hugely unsettling narratives that could have led to a sense of economic uncertainty that might have discouraged discretionary spending of households and slowed down hiring decisions of firms around the world. These certainly sound like more significant potential causes than New York Fed President Benjamin Strong’s decision to take a cruise when he was needed.

There were also more subtle narratives that might have brought on the recession. A story was afloat in 1920 that the Consumer Price Index would eventually come back down to its level in 1913, just before World War I. Not everyone expected this of course, but, obviously, with such deflation expectations, many would think one should wait to buy until prices fell, but large numbers of people waiting to buy brought on a depression. For those with such deflation expectations, the expected real interest rate was super high. Not a single newspaper represented by ProQuest News and Newspapers made any reference at all to real interest rates during this depression, even though the concept of the real interest rate had been introduced to economists by John Bates Clark (1895). The concept of real interest rate just had not gone viral yet (and you might say it still hasn’t). But many people certainly understood why they should postpone buying and avoid borrowing when massive deflation is expected.

In 1913 in the United States, a retail price index, predecessor to the Consumer Price Index (CPI), attracted great attention. The CPI that we have now began with a base value of 10 in 1913. By 1920, the index had doubled to 20, and by mid-1921 it had fallen to 17. The price increase between the end of the war and 1920 was widely blamed on people who were labeled with the newly popular word “profiteer.” The Oxford English Dictionary gives first use of the word profiteer as occurring in 1912, but its use did not take off until late in World War I and after. None of the usual synonyms for profiteer (racketeer, exploiter, black marketer, bloodsucker, vampire) seem to have the same meaning and association with wartime fortune building at the expense of war heroes. The word is a play on the much older word privateer, meaning a pirate who has the support of a hostile government. Wartime narratives spread of customers angry at high prices chastising their milkmen and telling their butcher

they would stop eating meat altogether to spite them. But the narrative epidemic was unfazed by the end of the war.

The popular author Henry Hazlitt wrote in 1920

*Hence, we have self-righteous individuals on every corner denouncing the outrages and robberies committed by a sordid world. The butcher is amazed at the profiteering of the man who sells him shoes; the shoe salesman is astounded at the effrontery of the theatre ticket speculator; the theatre ticket speculator is staggered at the high-handedness of his landlord; the landlord raises his hands to high heaven at the demands of his coal man, and the coal man collapses at the prices of the butcher.*¹⁵

US Senator Arthur Capper was reported in January 1920 as saying “Profiteers are more dangerous than Reds” and urged consumers to “boycott the profit hogs by refusing to buy goods offered at extortionate prices.”¹⁶ Perhaps the 1920–1921 recession might better be thought of as the 1920–1921 consumer boycott.

But it wasn’t just anger at profiteers that curtailed consumption. The story that consumer prices would fall dramatically, a story which had good contagion since it was associated with the profiteer narrative, was not so much told as intimated thousands of times during the 1920–1921 recession when newspapers heralded some individual prices that had indeed fallen to 1913 or 1914 levels. This is typical newspaper reporting, with writers attempting to make an otherwise marginally interesting story engaging to general readers. The newspapers knew that at a time of deflation, readers were responsive to such stories because to the untrained mind, it seemed natural that once the war was over, prices would return to their old levels: very important to someone trying to decide whether to buy a new house or car.

Waiting to buy discretionary items until the prices fell seemed an obvious strategy to many, but doing so brought on a depression. As one observer wrote in 1920: “The buying public knows that the war is over and has reached the point where it refuses to pay war prices for articles. Goods do not move, for people simply will not buy.”¹⁷ There was populist anger and protests against profiteering manufacturers and retailers. The protests took on moral dimensions: “If people determine to buy foodstuffs or anything else only what they actually cannot do without, the working of the inexorable law of supply and demand will operate automatically to bring conditions to a more normal state.”¹⁸ Thrift became a new virtue. This 1913 standard was framed as a magical number. In January 1920 the Commissioner of Labor Statistics, Royal Meeker, noted that his agency had started its retail price index in 1913—a date many believed to be a grounding point for the price level which would lead them to delay purchases: “The prices we kicked about in 1913 have come to be regarded as ideal” but he said that was a mistaken ideal.

Apparently, his words did not have immediate impact, and people did indeed hold off buying, out of both anger at the narratives of selfish profiteers and the perceived opportunity to profit from postponing their purchases during a time of falling prices.

¹⁵ Henry Hazlitt, “Profiteers as Public Benefactors.” *New York Times*, March 21, 1920, p. xxx10.

¹⁶ “Profiteers are Incubators for ‘Reds’—Capper.” *Chicago Daily Tribune*, January 25, 1920, p. A9.

¹⁷ “General Drop in Prices Forecast: Bankers and Traders Expect a Material Reduction in Practically All Lines—Say Era of Extravagance Has Passed.” *The Christian Science Monitor*, September 25, 1920, p. 4.

¹⁸ “Women Fight High Prices.” *The Globe*, September 4, 1920, p. 6.

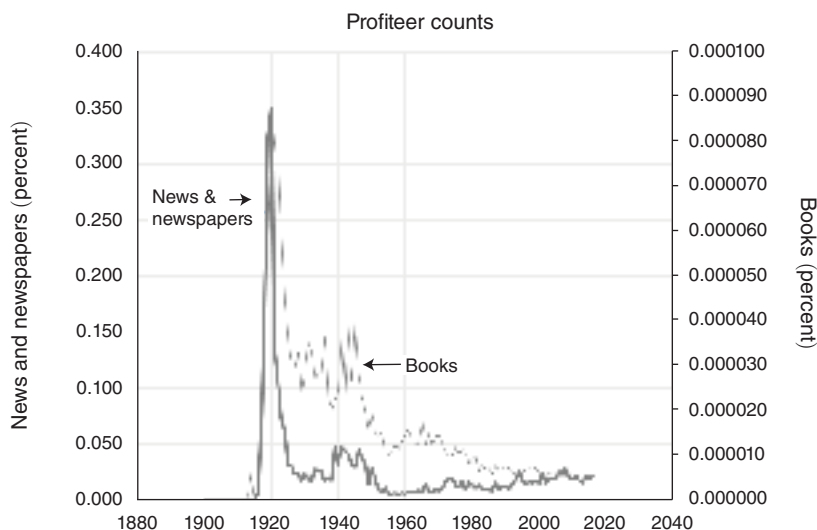


FIGURE 5. FREQUENCY OF APPEARANCE OF WORD “PROFITEER” BY YEAR

Notes: For news and newspapers (1900–2016, from ProQuest) it is the number of articles with this phrase as a percent of all articles that year. For books (1900–2008, from Google Ngrams) it is the number of occurrences of the phrase divided by the total number of words in the database for that year, in percent.

Both reasons had emotional resonance as the affect heuristic would predict, in the wake of the war, the influenza epidemic, and other factors.

There we have it: a possible narrative-based unconventional explanation—or at least partial explanation—for the Depression of 1920–1921: substantially a consumer boycott against imagined profiteers, based on narratives that made them villains, abetted by a sense of possible personal opportunity to postpone buying, or sense of revenge against the profiteers by outsmarting them, in the presence of an affect heuristic event driven by other emotion-laden narratives (connected to the World War, the Communist revolution, the influenza epidemic, the race riots, the Big Red Scare, and the oil shock). Betting on falling consumer prices is a speculative bet that can come to an end just as quickly as opinions about the stock market change, and in this case, the end came in a little over a year.

IX. Narratives during the Great Depression of the 1930s

The Great Depression (which I describe as the whole period 1929 to 1941, including the two NBER contractions) is the most long-term severe episode of macroeconomic malfunction in world history. And yet we have no received theory as to why it had such magnitude and duration.

Some theories of the extreme persistence of the Great Depression not relying on narratives seem plausible. Cole and Ohanian (2004) argued that a policy intended to combat the Depression in the United States, embodied in the 1934 National Industrial Recovery Act, which imposed “codes of fair competition,” prolonged the Depression. The Act made it easier for businesses to form cartels and more difficult for them to cut wages. Although the Supreme Court declared the Act unconstitutional

in 1935, Cole and Ohanian argue that the Roosevelt administration was able to keep the substance of the codes going anyway.

Eichengreen (1996) and Eichengreen and Temin (2000) have argued that the persistence of the Great Depression has something to do with an unthinking national commitment to the gold standard, as if it were some kind of God-given virtue, despite changes in labor markets that made wages more downwardly rigid. They show that countries which abandoned the gold standard earlier showed better recoveries.

Milton Friedman and Anna J. Schwartz, in their *Monetary History of the United States*, blamed the Great Depression on the Federal Reserve, saying that it was explained by variations in the money supply. It was this book that coined the term “quasi-controlled experiment,” anticipating the large number of papers we now have under the rubric of “natural experiment,” but the authors didn’t have any such claims at this point. Peter Temin put Friedman and Schwartz in a better perspective. The declines in the money supply were mostly endogenous, triggered in part by a series of bank runs, caused by the same feedback that created the Great Depression, and Friedman and Schwartz were really saying nothing more than that the Fed would have done better if they had offset these declines. Temin also observed that Friedman and Schwartz indicated no substantial correspondence between the bank runs and measures of economic activity.

Once again, I argue that most likely a multiplicity of factors, whose confluence produced such severity, caused people to cut back substantially on their expenditures, and these factors in turn often have the form of epidemics of narratives.

The first new narrative of the Great Depression was that of the stock market drop on October 28, 1929. This narrative was especially powerful, in its suddenness and severity, focusing public attention on a crash as never before in America. These were record one-day drops. But, beyond the record size, it is hard to say what made this crash narrative such a success. There was something timed very well about this story that caused an immediate and lasting public reaction.

The narrative of the crash of 1929 was so strong that it persists today (see Figure 6), though more in books than in newspapers. The epidemic actually seems to have begun weakly in 1926, before the actual crash of 1929. In newspapers, there have been two fast epidemics, each peaking within a year, implying very strong short-run contagion. The first assumed massive proportions in 1929 with the record 12.8 percent one-day drop in the Dow Jones Industrial Average on October 28, 1929. The second started on October 19, 1987, when the Dow had a 22.6 percent drop, almost doubling the October 28, 1929 drop, though falling short of the two-day drop in 1929. It may seem odd that no other stock price movement merited being called a crash since 1929. Newspapers are very focused on records, presumably because they know their readers are, and 1987 was the only record one-day drop after 1929. Folklore suggests that the stock market epidemic had extremely high contagion in 1929.

We know there was high contagion in 1987. In my own mail questionnaire survey in the days following October 19, 1987, I asked when the respondent learned of the 1987 crash. Ninety-seven percent of respondents said they learned of it that day, and most of them by midday, meaning neither from morning news or evening news, but presumably largely from word of mouth (Shiller 1989). The 1987 epidemic looks far stronger than the 1929 one, but it certainly draws its strength from memories of

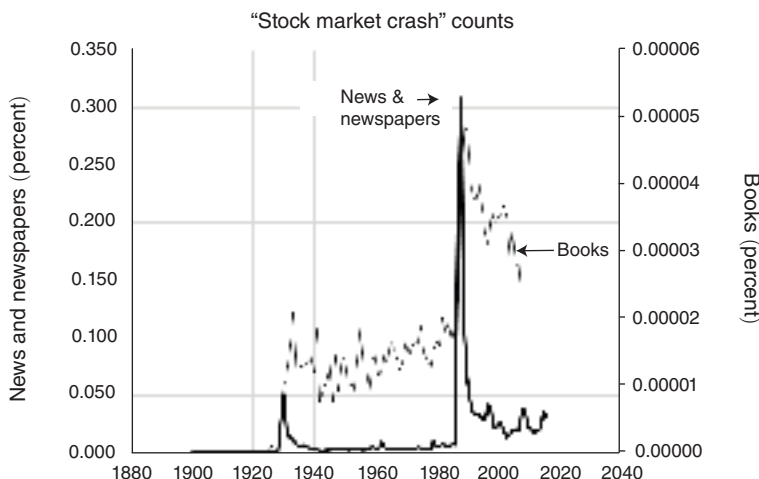


FIGURE 6. FREQUENCY OF APPEARANCE OF PHRASE “STOCK MARKET CRASH” BY YEAR

Notes: For news and newspapers (1900–2016, from ProQuest) it is the number of articles with this phrase as a percent of all articles that year. For books (1900–2008, from Google Ngrams) it is the number of occurrences of the phrase divided by the total number of words in the database for that year, in percent.

1929, and it may not in fact have been stronger, despite the appearance in Figure 6, given the limitations of word counts as measures of narratives.

Where did the 1929 crash narrative get such strength? Part of the strength in 1929 seems to come from certain moralizing. The fact that the 1920s had been not only a time of economic superabundance but also of sexual liberation—a morality viewed negatively by some, though they were unable to make a case against it until the new story of the stock market crash appeared.

Sermons preached on the Sunday after the crash, November 3, 1929, as reported in newspapers the following day, took great note of the crash, and attributed it to excesses, moral and spiritual. The sermons helped frame a narrative of a sort of day-of-judgment on the “Roaring Twenties.” (Google Ngrams shows that the term “Roaring Twenties” was rarely used in the 1920s: the usage of that term first became substantial in the 1930s and follows a hump-shaped pattern roughly like the inflectives plot in Figure 2, not peaking until the early 1960s.)

It helps to listen to these people’s narratives from the time of the Great Depression in their own words. R. G. D. Allen, in *Only Yesterday*, spoke of a more modest countenance:

*...striking alterations in the national temper and ways of American life... One could hardly walk a block in any American City or town without noticing some of them.*¹⁹

Rita Weiman, an author and actress, described the change too, in 1932:

During those years of inflation, when we were right on the edge of a precipice all the time, we lost our sense of perspective. We spent fabulous sums

¹⁹ Allen (1931, p. 289).

for objects and pleasures out of all proportion to the value received. If it cost a great deal of money, we promptly came to the conclusion that they must be good... Take the matter of home entertainment. Many of us had almost forgotten how much fun it can be to gather friends around one's own table. Any number of us suffered from "restaurant digestion."²⁰

Catherine Hackett, another writer in 1932, explained her view of the new morality in the Great Depression:

In the old Boom era I could buy a jar of bath salts or an extra pair of evening slippers without an uncomfortable consciousness of the poor who lacked the necessities of life. I could always reflect happily on the much-publicized day laborers who wore silk shirts and rode to their work in Fords. Now it was different. The Joneses were considered to be callous to human misery if they continued to give big parties and wear fine clothes.²¹

Another narrative at the beginning of the Great Depression was that of a repeat of the 1920–1921 event—no more distant in their memories than the events of 2007–2009 are to our memories today. Since many must have expected prices to fall, as they did before during 1920–1921, they would want to delay their purchases until the price decline was complete. Economists naturally expected the contraction to be as short lived as in 1920–1921, which helps explain why President Hoover and others confidently explained that it would be over soon. But the public didn't necessarily believe President Hoover. Catherine Hackett wrote

I have read enough predictions by economists to convince me that my guess is as good as anyone's on the future trend of prices. A housewife plays the falling commodity market just as an investor plays the falling stock market; she sits tight and waits for prices to settle before buying anything but actual necessities. But I do not need to be an economist to realize that if all the twenty million housewives do that, business recovery will be indefinitely delayed.²²

I have displayed this quote here as originally worded in 1932 because it illustrates some aspects of consumer behavior then that may not be remembered and appreciated. She finds similarity in consumer behavior to the behavior of stock market speculators, who put their own emotional energy into forming their own personal forecast for the individual stock prices, not trusting experts, as well as the high contagion of narratives about such speculation. Women must have been talking like speculators, telling stories about some smart decisions and some mistakes with their shopping successes and failures. This must often have been about the second moment of consumer price changes. Even if average expectations for inflation were nonnegative, it is plausible if there was a higher contagion rate for emotionally laden narratives about the price decline scenario, there could be significant *net* decrement to consumer spending.

²⁰Bird, Carol. "We're getting 'ANCHORED' Again Says Rita Weiman." *Washington Post*, July 10, 1032, p. SM3.

²¹Hackett, Catherine. "Why We Women Won't Buy." *Forum and Century*, December 1932, p. 343.

²²Ibid.

It is curious that economists haven't looked more at testimonies of women to understand the consumption function. Even when, maybe especially when, prices are rising rapidly, women must have been talking extensively about strategizing their shopping around their hunches. Apparently then, especially as sex roles were more strongly divided than they are today, it was men's business to play the stock market and women's business to manage the shopping, except perhaps around 1929 when women were notoriously getting into the stock market speculation game.²³

So, there were attempts again to create a moral imperative against betting on falling prices, against women's behavior that was analogous to that of the generally male short sellers on the stock market. The Washington, DC Chamber of Commerce launched a campaign in 1930 with the slogan "Buy Now for Prosperity." A "Prosperity Committee" sought the participation of clergymen of all denominations to "preach prosperity through their pulpits" and thereby to "stimulate production, relieving the unemployment situation."²⁴

In 1932, the depths of the Depression, a Mrs. Charles E. Foster reportedly told a women's group

*One of the most effective weapons in the hands of American women today is their tremendous purchasing power. We are told that they spend eighty-five percent of the incomes of the United States. How could they better create public opinion in favor of spending as usual than by setting the example themselves?*²⁵

Even as it happened, the contraction was thought of popularly as the product of some kind of feedback. In his 1933 inaugural address, President Franklin Delano Roosevelt summed it up with the words "the only thing we have to fear is fear itself," describing people as responding with fear to others' fear. This quote is widely remembered today; his fireside chat has developed into a powerful slow narrative, in contrast to Hackett's, which does not quite describe an emotion of fear.

Roosevelt also offered moral reasons to spend. Days after his inauguration in 1933, President Roosevelt took the unusual step of addressing the nation on the radio at a time of a massive national bank run that had necessitated shutting all the banks down. In this "fireside chat" he explained the banking crisis and asked people not to continue their demands on banks. He spoke to the nation as a military commander would speak to his troops before a battle, asking for their courage and selflessness. Roosevelt asserted, "You people must have faith. You must not be stampered by rumors or guesses. Let us unite in banishing fear."²⁶ His personal request to the nation stuck: it created a narrative to end the bank run. Money flowed into, not out of, the banks when they were reopened. The narrative of this first fireside chat is still with us today, and every president starting with President Ronald Reagan has offered regular chats on the radio on Saturdays, but the narrative has not been powerful enough, or not used well enough, to prevent recessions.

²³ John Jacob Raskob, "Everybody Ought to Get Rich." *Ladies Home Journal*, 1929.

²⁴ "Buy-Now Campaign Started in Capital." *The Washington Post*, October 25, 1930, p. 7.

²⁵ "Jersey Clubwomen Urged to Arouse Public Opinion in Favor of Spending." *New York Herald Tribune*, February 7, 1932, p. E11.

²⁶ Roosevelt Fireside Chat No. 1, March 12, 1933: <https://www.youtube.com/watch?v=r6nYKRL0FWg>.

The macro storyline in the Great Depression gradually morphed into a national revulsion against the excesses and pathological confidence of the Roaring Twenties. Other narratives focused on the rising leftist or Communist movement that was seen as potentially influencing future government policy far beyond the National Industrial Recovery Act (NIRA), the New Deal institution to support fair prices. The NIRA was perceived as only one example of the interference with business that might come eventually.

The worst days of the Great Depression, in 1932 and 1933, were haunted by scary narratives coming from Europe and Asia. Japan had just occupied Manchuria in 1931. In the Soviet Union in 1932–1933, The Holodomor, the ethnic-Ukrainian version of the Holocaust, was raging in the form of a man-made famine—Stalin’s attempt to stifle dissent, which cost millions of lives. These narratives, with hindsight sounding like some of the worst narratives of World War II to come, were widely circulated in the West. In January 1933, Hitler seized power in Germany and quickly began murdering his political opponents and terrorizing Jews.

These narratives were good reasons for anxiety that might encourage many to cancel their plans for frivolous spending, such as a larger house or a new car, in order to feel they had sufficient savings. Some of these events also brought moral reasons not to spend. There were many boycotts: against German and Japanese goods as well as against goods associated with Jewish people. Germans began boycotting Western goods. These actions must have had some economic effect.

Frederick Allen’s 1931 book, *Only Yesterday*, seemed to get closer to understanding the real cause of the Great Depression, in terms of the stories of the time, and the book has motivated my thinking ever since I first read it. The book may seem superficial in a sense: just a collection of stories with no organizing theme except in the afterword. However, through understanding all those stories of fads and crazes, one gets a view of what was happening in the 1920s. One reviewer of Allen’s book in 1931 explained what he learned from the book: “Of course, we change fads. That is the essence of our changelessness—that we plunge from one craze to another with kaleidoscopic ease.”²⁷

Contagion rates for stories of business failures, rather than inspirational stories, were naturally high at a time when a large fraction of the population were unemployed. Stories abounded of business people committing suicide.²⁸

It seemed to most people in the late depression that there was an inevitable trend toward government control of business. A May 1939 poll asked, “Do you think that ten years from now there will be more government control of business than there is now or less government control of business?” Fifty-six percent of the respondents said more; 22 percent less; 8 percent neither; 14 percent had no opinion (Higgs 1997).

By the 1930s, the theory that Communist forces in America were massing forces into an inevitable future direction for America was a story everyone knew, whether they liked it or not. The increasing radicalization of President Roosevelt plays a part

²⁷Lewis Gannett, “Books and Things.” *New York Herald Tribune*, December 1, 1931 p. 19.

²⁸“Rise in Suicide Rate Laid to Depression: National Survey Shows 20.5 of 100,000 People Took Their Lives in 1931—Highest Figure since 1915.” *NY Times*, June 23, 1939, p. 24.

in these stories: in 1936, speaking of the magnates of organized money, he said “I welcome their hatred.” (Higgs 1997).

The Communist conspiracy narrative, from the late 1930s, included anecdotes about increasingly leftist labor laws stymieing business. Stories circulated of outside-agitator unions disrupting peaceful companies whose employees were happy with their jobs; of strangers picketing and coordinated refusals of other unions to handle the company’s products; of the existing employees forming their own union to try to stave off the attack, and the radical National Labor Relations Board throwing it out as a “company union.”²⁹

One of the stories that was circulating in the United States during the Great Depression was that of Lázaro Cárdenas, the president of Mexico (1934–1940). Just as in the United States, the Depression amplified calls for socialist or Communist solutions in Mexico, which put fear in the hearts of businesspeople. Cárdenas expropriated land from the commercial haciendas, and in 1938 nationalized the Mexican oil industry and railroads. These actions were seen as a model for what might happen in other countries, and indeed nationalizations in other countries did follow Cárdenas’ example, though not in the United States.

A huge rise in policy uncertainty in both the United States and the United Kingdom was revealed by the Economic Policy Uncertainty Index of Scott R. Baker, Nicholas Bloom, and Steven J. Davis (2016), which is based on counts of words in online news media.

X. Narratives Leading Up to the Great Recession, 2007–2009

The 2007–2009 world financial crisis has been called the Great Recession as a reference to the Great Depression of the 1930s. Certainly, the narrative of the Great Depression was suddenly thrust into the national attention as never before, not since the 1930s (see Figure 7).

The figure suggests far more attention was paid in 2009 to the Great Depression than during the Great Depression itself, though one must be careful to understand that people hadn’t really named it the Great Depression yet as it happened. They certainly had Depression-linked narratives, associated with words unusual to that period, such as *breadline*, a word that Google Ngrams shows grew rapidly in use in books from 1929 to 1934, and decayed fairly steadily ever since.

The interest in the Great Depression in 2009 is confirmed in Google Trends search counts as well, though not as dramatically as in Figure 7. This does not mean that people were suddenly more interested in Franklin Roosevelt or the New Deal. Counts show virtually no increase in interest in these details of history. It was more just a quick and easy way to communicate narrative: we have passed, by 2007, a euphoric speculative immoral period like the Roaring Twenties, the stock market and banks are collapsing in 2008 as around 1929, and now the economy might really collapse again like that; we might even be unemployed and on the street crowding around failed banks, yes really! End of basic narrative.

²⁹ Harold Fleming. “No New Deal Agency Irks Businessmen like the NLRB.” *The Christian Science Monitor*, August 23, 1939.

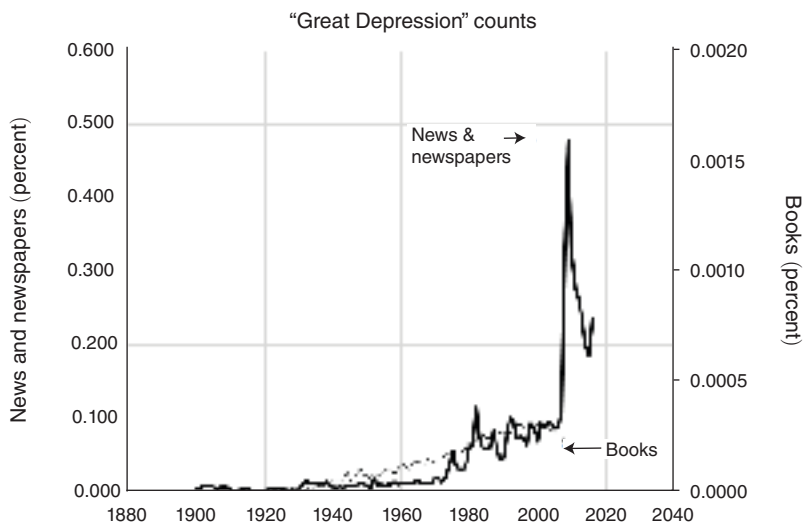


FIGURE 7. FREQUENCY OF APPEARANCE OF PHRASE “GREAT DEPRESSION” BY YEAR

Notes: For news and newspapers (1900–2016, from ProQuest) it is the number of articles with this phrase as a percent of all articles that year. For books (1900–2008, from Google Ngrams) it is the number of occurrences of the phrase (capitalized) divided by the total number of words in the database for that year, in percent.

Consider a narrative-based chronology of the 2007–2009 financial crisis. Financial crises are driven by a cadence of stories. For example, stories about bank runs were in the nineteenth century virtually synonymous with financial crises. But after the Great Depression bank runs were thought to be cured. The Northern Rock bank run in 2007, the first UK bank run since 1866, brought back the old narratives of panicked depositors forming angry crowds outside closed banks. The story led to a skittishness internationally, and to the Washington Mutual (WaMu) bank run a year later in the United States, and, then, the Reserve Prime Fund run a few days after that in 2008. These events then led to the very unconventional US government guarantee of all US money market funds for a year. Apparently, governments were aware that they could not let the old story of a bank run go live over concern for its effects on public anxiety.

A narrative approach to understanding the crisis might take us back further in time. In 2001, the UK television show *Property Ladder* was launched. This reality TV show which depicted individuals buying homes, fixing and prettifying them a little, and then reselling them at a large profit, was a big success. Successful narratives are copied with appropriate changes and launched anew in other countries. The US TV show *Flip that House* attempted to replicate *Property Ladder* in 2005, but it was canceled at the time of the financial crisis in 2008. *Property Ladder* lasted until 2009, renaming itself *Property Snakes and Ladders*, until its demise later that year.

Leading up to the Great Recession 2007–2009, and setting the stage for it, were widespread fears of long-term job insecurity because of advancing technology. Facebook and Gmail appeared in 2004, YouTube in 2005, Twitter in 2006, and the iPhone in 2007. These were the prominent business stories of the time, and they may

have left the impression that the companies that were forming might not be creating jobs for those not technologically gifted or connected with other such people.

The very name Great Recession could be interpreted as evidence of a narrative epidemic. Naming the financial crisis after the Great Depression was not the choice of any one individual. There had been earlier attempts to attach the name Great Recession to preceding recessions. Otto Eckstein wrote a book entitled *The Great Recession* in 1978 that attempted to attach this name to the severe 1974–1975 recession. However, the name did not stick. Again in the 1981–1982 recession this term was used by Joseph Granville, the flamboyant analyst who stirred much talk about his prediction of stock market drops by engaging in stunts such as appearing at events with a trained chimpanzee.³⁰ But again, the name did not go viral. It was different, however, in 2007–2009. Nouriel Roubini first referred to the “Great Recession of 2007” in late 2006, a year before the recession had started.³¹ But it took several more years, until 2009, for the term to catch on and go viral.

The Great Depression of the 1930s has long been associated in the public mind with the “Stock market crash of 1929” that preceded it. Most people appear to be wary of attaching grandiose names to events, unless there is authority justifying that. Lionel Robbins was successful with his book title, *The Great Depression* in 1934 because President Roosevelt, a generally recognized authority, had used the words,³² suggesting the worst economic contraction ever. It is conceivable that naming the event thus might have been a self-fulfilling prophecy in that it created worries and uncertainty, perhaps contributing to the persistence of a depressed economy.

What is it about the 2007–2009 event that made the name Great Recession suddenly contagious? Judging from the peak US unemployment rate, it was less severe than the 1981–1982 recession.

Perhaps it was because the 2007–2009 event fit the most generic and ill-informed memories of the Great Depression. People remember massive bank failures as part of the Great Depression story, and that was a better fit, it appeared, with the events of 2007. In the 1981–1982 recession the stock market had not recently been booming (it had never recovered from the 1974–1975 crash, which still seemed like a recent major event in 1981), and the stock market did not fall below its 1980 value by 1982. In contrast, 2007–2009 saw a halving of the market from very high levels. People in 1981–1982 were, as public opinion polls confirm, preoccupied with out-of-control consumer-price inflation, and saw the events in terms of a suddenly strong central bank effort to contain the inflation.

Psychologists Daniel Kahneman and Amos Tversky’s representativeness heuristic is the principle that people judge current events by their similarity to memories of representative events. The Great Depression was a model that is exaggerated in people’s minds because of its legendary status. In 2007–2009 presidents and prime ministers invoked parallels to the Great Depression to justify their requests to apply stimulus. Did this contribute to a self-fulfilling prophecy, a mirror event to the Great

³⁰“Granville: Market Heading for another ‘Massacre.’” *The Atlanta Constitution*, January 1, 1982, p. 2C.

³¹<http://search.proquest.com/news/docview/222625882/EE9DE487B6184667PQ/1?accountid=15172>.

³²Franklin Delano Roosevelt, during his first election campaign, September 20, 1932: “...how heavily the hand of the great depression has fallen upon this Western country” (transcript in *New York Herald Tribune*, September 21, 1932, p. 6).

Depression, albeit not as severe? Indeed, the name says it all: the Great Recession narrative, not quite the Great Depression.

XI. Narratives in 2017 and the Outlook for the Economy Today

The narratives from the 2007–2009 financial crisis have faded in our memories, but are still alive and still relevant. But, for now, the US national attention has shifted quite dramatically away from that mode of thought.

President-elect Donald J. Trump is a master of narratives. His narratives have become highly inspirational for some, as was seen by the tens of thousands who came to his campaign rallies. They have become a source of alarm for others.

His remarkable success in the presidential election campaign last year may be attributed to, among other things, his public persona from his lifelong effort to promote himself as a business genius able to make hard decisions and strike deals. An important reason for his contagion is his reality television show, *The Apprentice* and *Celebrity Apprentice*, which focused lavish attention on Trump. These shows were such a success that they were copied in numerous other countries each with their own homegrown Trump substitute, some of whom went on to achieve their own political success, notably João Doria, elected mayor of São Paulo, Brazil, in 2016.³³

History does not suggest that even a politician as skilled as Trump can actually control the progression of the narratives he created. The manner in which these narratives unfold will play an important role in any economic forecast. To best predict economic activity, we need, among other things, to watch the narratives and ask: how will the emerging twists in the narratives affect propensity to spend, to start unconventional new businesses, to hire new employees? In short, how will the animal spirits be affected?

Trump's example and admonition to "think big and live large" (Trump and McIver 2004) appears to provide inspiration to many of his admirers, and that might well be expected, along with his stimulative tax policy, to boost consumption demand as well as entrepreneurial zeal. Many people might take the Trump story as a script for themselves, and thus spend freely and raise their risk tolerance.

But we also have to take into account the Trump detractors, about as many as his admirers, who may be thinking more along the lines of the morality play of the 1930s. Predicting aggregate demand from the new Trump narratives requires some careful attention to conflicting narratives.

Incorporating such factors into economic forecasts is not impossible. We would benefit, however, from more research into understanding the role of narratives in the economy.

XI. Opportunities for Researchers in Narrative Economics

Narrative economics, to the extent that it has ever been practiced by scholars, has had a poor reputation. In part, it may be due to the fact that the relation between narratives and economic outcomes is likely to be complex and time varying. The

³³ BBC, "From *The Apprentice* to politics: it's not just Trump," December 10, 2016.

impact of narratives on the economy is regularly mentioned in journalistic circles, but without the demands of academic rigor. The impact of journalistic accounts of narratives may have been connected to aggressive forecasts which often proved wrong. But, the advent of big data and of better algorithms of semantic search might bring more credibility to the field.

Research in economics is already on its way to finding better quantitative methods to understand the impact of narratives on the economy. Textual search is a small but expanding area in economic research. A search of the NBER Working Paper database finds less than 100 papers with the words “textual analysis.” Textual analysis has been used by economists, for example, to document changes in party affiliation (Kuziemko and Washington 2015); political polarization (Gentzkow, Shapiro, and Taddy 2016); and news and speculative price movements (Roll 1988; Boudoukh et al. 2013). But much more could be done. The historical analysis could be carried further into databases of personal diaries, sermons, personal letters, psychiatrists’ patient notes, and social media.

There should be more serious efforts at collecting further time series data on narratives, going beyond the passive collection of others’ words, toward experiments that reveal meaning and psychological significance. Since 1989, I have been collecting some such data, on questionnaires about stock prices and home prices, with open-ended questions that invite the respondent to write a sentence or two. The questions are designed to stimulate the respondent to think about what is motivating them, so that their responses can be analyzed in posterity. However, I would advocate for there to be resources devoted to collecting data about narratives and public reactions and understandings of narratives on a serious scale. It could be done with focus groups and social media.

But this research still today needs improvement in tracking and quantifying narratives. Researchers have trouble dealing with a set of often-conflicting narratives and gradations and superposition of them. Even the simplest epidemic model shows that no narratives reach everyone, and whom a particular narrative reaches and whom it does not is largely random. The meanings of words depend on context and change through time. The real meaning of a story, which accounts for its virality, may also change through time and is hard to track in the long run.

There are serious issues of inferring causality, distinguishing between narratives that are associated with economic behavior just because they are reporting on the behavior, and narratives that create changes in economic behavior. These issues are not insurmountable.³⁴

Researchers have to grapple with issues that have troubled literary theorists. Those theorists who, as noted above, try to list the basic stories in all of literature, have to try to distill what it is that defines these stories, what makes them contagious. There are so very many contagious stories at any time in history, and it is hard to sort through them. The theorists run the risk of focusing on details of the stories that are common just because the events are actually familiar in everyday life. They also face the difficulty of accounting for changes through time in the list of stories.

³⁴For example, Chen, Parthasarathy, and Verma (2016) compute a *propagation score* of narrative contagion based on citations and citations within citations. Such measures relate to the contagion importance of narratives beyond the mere count of numbers of mention.

Research in semantic information and semiotics is advancing. For example, machine translation is already somewhat able to pick which meaning of the word is intended by looking at context, at other adjacent words. Semantic search took a big leap forward in 2010 when Apple, Inc. introduced its Siri function, which allows users to verbally ask a question like “What is the longest river in South Africa?” and receive a direct verbal answer. Semantic search is now getting well established around the world.

Semantic search may, however, take a long time to reach the abilities of the human mind to understand narratives. In the meantime, researchers can still be quantitative in the study of narratives if they use multiple research assistants with explicit instructions to read narratives and to classify and quantify them for their essential emotional driving force. Advances in psychology, neuroscience, and artificial intelligence may be relied upon to improve our sense of structure in narrative economics.

As research methods advance, and as more social media data accumulate, textual analysis will be a stronger field in economics in coming years. It may allow us to move beyond 1930s-style models of feedback, the “multiple rounds of expenditure,” and get closer to all the kinds of feedback that really drive economic events. And it will help us to better understand the kinds of deliberate manipulations and deceptions we have been suffering under, and to formulate some positive economic policies that take into account the background of narratives.

REFERENCES

- Akerlof, George A. 2007. “The Missing Motivation in Macroeconomics.” *American Economic Review* 97 (1): 5–36.
- Akerlof, George A., and Rachel E. Kranton. 2011. *Identity Economics: How Our Identities Shape Our Work, Wages, and Well-Being*. Princeton: Princeton University Press.
- Akerlof, George A., and Robert J. Shiller. 2009. *Animal Spirits: How Human Psychology Drives the Economy, and Why It Matters for Global Capitalism*. Princeton: Princeton University Press.
- Akerlof, George A., and Robert J. Shiller. 2015. *Phishing for Phools: The Economics of Manipulation and Deception*. Princeton: Princeton University Press.
- Allen, Frederick Lewis. 1931. *Only Yesterday: An Informal History of the 1920s*. New York: Harper & Row.
- American Psychiatric Association. 2013. *Diagnostic and Statistical Manual of Mental Disorders*. 5th ed. Arlington, VA: American Psychiatric Publishing.
- Bailey, Michael, Ruiqing Cao, Theresa Kuchler, and Johannes Stroebel. 2016. “Social Networks and Housing Markets.” National Bureau of Economic Research Working Paper 22258.
- Baker, Scott R., Nicholas Bloom, and Steven J. Davis. 2016. “Measuring Economic Policy Uncertainty.” *Quarterly Journal of Economics* 131 (4): 1593–1636.
- Banerjee, Abhijit V. 1992. “A Simple Model of Herd Behavior.” *Quarterly Journal of Economics* 107 (3): 797–817.
- Bartholomew, D. J. 1982. *Stochastic Models for Social Processes*. Chichester: Wiley.
- Bauchhage, Christian. 2011. “Insights into Internet Memes.” Proceedings of the Fifth AAAI Conference on Weblogs and Social Media.” <http://www.aaai.org/ocs/index.php/%20ICWSM/ICWSM11/paper/viewFile/2757/3304>.
- Beck, Aaron T., Andrew C. Butler, Gregory K. Brown, Katherine K. Dahlsgaard, Cory F. Newman, and Judith S. Beck. 2001. “Dysfunctional Beliefs Discriminate Personality Disorders.” *Behaviour Research and Therapy* 39 (10): 1213–25.
- Bénabou, Roland. 2013. “Groupthink: Collective Delusions in Organizations and Markets.” *Review of Economic Studies* 80 (2): 429–62.
- Berger, Jonah. 2013. *Contagious: Why Things Catch On*. New York: Simon and Schuster.
- Berger, Ronald J., and Richard Quinney. 2004. *Storytelling Sociology: Narrative as Social Inquiry*. Boulder, CO: Lynne Rienner Publishers.

- Bikhchandani, Sushil, David Hirshleifer, and Ivo Welch.** 1992. "A Theory of Fads, Fashion, Custom, and Cultural Change as Informational Cascades." *Journal of Political Economy* 100 (5): 992–1026.
- Boltz, Marilyn, Matthew Schulkind, and Suzanne Kantra.** 1991. "Effects of Background Music on the Remembering of Filmed Events." *Memory and Cognition* 19 (6): 593–606.
- Booker, Christopher.** 2004. *The Seven Basic Plots: Why We Tell Stories*. New York: Bloomsbury.
- Boudoukh, Jacob, Ronen Feldman, Shimon Kogan, and Matthew Richardson.** 2013. "Which News Moves Stock Prices? A Textual Analysis." National Bureau of Economic Research Working Paper 18725.
- Bramoullé, Yann, Andrea Galeotti, and Brian Rogers, eds.** 2016. *The Oxford Handbook of the Economics of Networks*. Oxford: Oxford University Press.
- Brooks, Peter.** 1992. *Reading for the Plot: Design and Intention in Narrative*. Cambridge, MA: Harvard University Press.
- Brown, Donald.** 1991. *Human Universals*. Boston: McGraw-Hill.
- Bruner, Jerome.** 1998. "What Is a Narrative Fact?" *The ANNALS of the American Academy of Political and Social Science* 560 (1): 17–27.
- Cawelti, John G.** 1976. *Adventure, Mystery, and Romance: Formula Stories as Art and Popular Culture*. Chicago: University of Chicago Press.
- Chen, Daniel Li, Adithya Parthasarathy, and Shivam Verma.** 2016. "The Genealogy of Ideology: Predicting Agreement and Persuasive Memes in the U.S. Courts of Appeals." Unpublished.
- Chwe, Michael Suk-Young.** 2013. *Rational Ritual: Culture, Coordination and Common Knowledge*. Princeton: Princeton University Press.
- Clark, John Bates.** 1895. "The Gold Standard of Currency in the Light of Recent Theory." *Political Science Quarterly* 10 (3): 389–403.
- Clayton, Blake C.** 2015. *Market Madness: A Century of Oil Panics, Crises and Crashes*. Oxford: Oxford University Press.
- Cole, Harold L., and Lee E. Ohanian.** 2004. "New Deal Policies and the Persistence of the Great Depression: A General Equilibrium Analysis." *Journal of Political Economy* 112 (4): 779–816.
- Daley, Daryl J., and David G. Kendall.** 1964. "Epidemics and Rumors." *Nature* 204: 225–28.
- Daley, Daryl J., and David G. Kendall.** 1965. "Stochastic Rumors." *IMA Journal of Applied Mathematics* 1 (1): 42–55.
- Dawkins, Richard.** 1976. *The Selfish Gene*. Oxford: Oxford University Press.
- De Long, J. Bradford, Andrei Shleifer, Lawrence H. Summers, and Robert J. Waldmann.** 1990. "Noise Trader Risk in Financial Markets." *Journal of Political Economy* 98 (4): 703–38.
- Dimand, Robert W.** 1988. *The Origins of the Keynesian Revolution: The Development of Keynes' Theory of Employment and Output*. Stanford: Stanford University Press.
- Dohmen, Thomas J., Armin Falk, David Huffman, and Uwe Sunde.** 2006. "Seemingly Irrelevant Events Affect Perceptions and Expectations: The FIFA World Cup 2006 as a Natural Experiment." Centre for Economic Policy Research Discussion Paper 5851.
- Durkheim, Emile.** 1897. *On Suicide*. London: Penguin Books.
- Eckstein, Otto.** 1978. *The Great Recession with a Postscript on Stagflation*. New York: North-Holland Publishing Company.
- Eichengreen, Barry.** 1996. *Golden Fetters: The Gold Standard and the Great Depression, 1919–1939*. Oxford: Oxford University Press.
- Eichengreen, Barry, and Peter Temin.** 2000. "The Gold Standard and the Great Depression." *Contemporary European History* 9 (2): 183–207.
- Escalas, Jennifer Edson.** 2007. "Self-Referencing and Persuasion: Narrative Transportation versus Analytical Elaboration." *Journal of Consumer Research* 16: 421–29.
- Falk, Armin, and Jean Tirole.** 2016. "Narratives, Imperatives, and Moral Reasoning." Unpublished.
- Fama, Eugene F., and Kenneth R. French.** 1993. "Common Risk Factors in the Returns on Stock and Bonds." *Journal of Financial Economics* 33 (1): 3–56.
- Federal Deposit Insurance Corporation.** 1984. *The First Fifty Years: A History of the FDIC 1933–1983*. Washington, DC: Federal Deposit Insurance Corporation.
- Fehr, Ernst, and Simon Gächter.** 2000. "Fairness and Retaliation: The Economics of Reciprocity." *Journal of Economic Perspectives* 14 (3): 159–81.
- Ferrand, Nathalie, and Michèle Weil, eds.** 2001. *Homo Narrativus, Recherches Sur la Topique Romanesque dans les Fictions de Langue Française Avant 1800*. Montpellier: Presses de l'Université Paul Valéry.
- Fisher, Walter R.** 1984. "Narration as a Human Communication Paradigm: The Case of Public Moral Argument." *Communication Monographs* 51 (1): 1–22.
- Friedman, Milton, and Anna J. Schwartz.** 1963. *A Monetary History of the United States, 1867–1960*. Chicago: National Bureau of Economic Research.

- Ganzevoort, R. Ruard, Maaike Hardt, and Michael Scherer-Rath.** 2013. *Religious Stories We Live By: Narrative Approaches in Theology and Religious Studies*. Leiden: Brill Academic Publishers.
- Garon, Sheldon.** 2013. *Beyond Our Means: Why America Spends while the World Saves*. Princeton: Princeton University Press.
- Gaser, Christian, Igor Nenadic, Hans-Peter Volz, Christian Büchel, and Heinrich Sauer.** 2004. "Neuroanatomy of 'Hearing Voices': A Frontotemporal Brain Structural Abnormality Associated with Auditory Hallucinations in Schizophrenia." *Cerebral Cortex* 14 (1): 91–96.
- Gentzkow, Matthew, Jesse M. Shapiro, and Matt Taddy.** 2016. "Measuring Polarization in High-Dimensional Data: Method and Application to Congressional Speech." Unpublished.
- Gino, Francesca, Michael I. Norton, and Roberto A. Weber.** 2016. "Motivated Bayesians: Feeling Moral While Acting Egoistically." *Journal of Economic Perspectives* 30 (3): 189–212.
- Glaeser, Edward L.** 2005. "The Political Economy of Hatred." *Quarterly Journal of Economics* 120 (1): 45–86.
- Goetzmann, William N., Dasol Kim, and Robert J. Shiller.** 2016. "Crash Beliefs from Investor Surveys." National Bureau of Economic Research Working Paper 22143.
- Goldin, Claudia.** 2014. "A Pollution Theory of Discrimination: Male and Female Differences in Occupations and Earnings." In *Human Capital in History: The American Record*, edited by Leah Platt Boustan, Carola Frydman, and Robert A. Margo, 313–48. Chicago: University of Chicago Press.
- Gordon, Robert J.** 2016. *The Rise and Fall of American Growth: The U.S. Standard of Living since the Civil War, Princeton Economic History of the Western World Series*. Princeton: Princeton University Press.
- Gould, Stephen Jay.** 1994. "So Near and Yet So Far." *New York Review of Books* 41 (17).
- Graves, Lloyd Milner.** 1932. *The Great Depression and Beyond*. New York: Brookmire Economic Service.
- Halbwachs, Maurice.** 1925. "Les Cadres Sociaux de la Mémoire," in *Les Travaux de L'Année Sociologique*. Paris: Alcan.
- Hamilton, James D.** 1983. "Oil and the Macroeconomy since World War II." *Journal of Political Economy* 91 (2): 228–48.
- Heritage, John.** 2005. "Conversation Analysis and Institutional Talk." In *Language and Social Interaction*, edited by Kristine L. Fitch and Robert E. Sanders, 103–44. London: Routledge.
- Herr, Paul M., Frank R. Kardes, and John Kim.** 1991. "Effects of Word-of-Mouth and Product-Attribute Information in Persuasion: An Accessibility-Diagnosticity Perspective." *Journal of Consumer Research* 17 (4): 454–62.
- Hicks, John.** 1937. "Mr. Keynes and the 'Classics': A Suggested Interpretation." *Econometrica* 5 (2): 147–59.
- Higgs, Robert.** 1997. "Regime Uncertainty: Why the Great Depression Lasted So Long and Why Prosperity Resumed after the War." *Independent Review* 1 (4): 561–90.
- Hume, David.** 1788 (1742). "On the Rise and Progress of the Arts and Sciences." In *Essays and Treatises on Several Subjects*, Vol. 1. London: T. D. Cadell.
- Ito, Tiffany A., Jeff T. Larsen, N. Kyle Smith, and John T. Cacioppo.** 1998. "Negative Information Weighs More Heavily on the Brain: The Negativity Bias in Evaluative Categorizations." *Journal of Personality and Social Psychology* 75 (4): 887–900.
- Jackson, Matthew O., and Leeat Yariv.** 2005. "Diffusion on Social Networks." *Economie Publique* 16: 69–82.
- James, William.** 2004. "What Makes a Life Significant?" In *Reading for Philosophical Inquiry: A Brief Introduction to Philosophical Thinking ver. 0.21*, edited by Lee Archie and John G. Archie, 382–403.
- Kahn, R. F.** 1931. "The Relation of Home Investment to Unemployment." *Economic Journal* 41: 173–98.
- Kahneman, Daniel, and Amos Tversky.** 1973. "On the Psychology of Prediction." *Psychological Review* 80 (4): 237–51.
- Kahneman, Daniel, and Amos Tversky, eds.** 2000. *Choices, Values, and Frames*. Cambridge: Cambridge University Press.
- Kennedy, David M.** 2001. *Freedom from Fear: The American People, Depression and War, 1929–1945*. Oxford: Oxford University Press.
- Kermack, W. O., and A. G. McKendrick.** 1927. "A Contribution to the Mathematical Theory of Epidemics." *Proceedings of the Royal Society of London. Series A, Containing Papers of a Mathematical and Physical Character* 115 (772): 701–21.
- Keynes, John Maynard.** 1936. *The General Theory of Employment, Interest and Money*. London: Palgrave Macmillan.
- Klages, Mary.** 2006. *Literary Theory: A Guide for the Perplexed*. London: Bloomsbury Academic.

- Kuziemko, Ilyana, and Ebonya Washington.** 2015. "Why Did the Democrats Lose the South? Bringing New Data to an Old Debate." National Bureau of Economic Research Working Paper 21703.
- Kydland, Finn E., and Edward C. Prescott.** 1982. "Time to Build and Aggregate Fluctuations." *Econometrica* 50 (6): 1345–70.
- Laffer, Arthur.** 2004. "The Laffer Curve: Past, Present, and Future." *Backgrounders* 1765: 1–16.
- Lamberson, P. J.** 2016. "Diffusion in Networks." In *The Oxford Handbook of the Economics of Networks*, edited by Yann Bramoullé, Andrea Galeotti, and Brian Rogers. Oxford: Oxford University Press.
- Le Bon, Gustave.** 1895. *Psychologie des foules*. Paris: Librairie Felix Alcan.
- LeRoy, Stephen F. and Richard D. Porter.** 1981. "Stock Price Volatility: Tests Based on Implied Variance Bounds." *Econometrica* 49: 97–113.
- Litman, Barry R.** 1983. "Predicting Success of Theatrical Movies: An Empirical Study." *Journal of Popular Culture* 16 (4): 159–75.
- Loewenstein, George F., Elke U. Weber, Christopher K. Hsee and Ned Welch.** 2001. "Risk as Feelings." *Psychological Bulletin* 127 (2): 267–286.
- Losh, Molly, and Peter C. Gordon.** 2014. "Quantifying Narrative Ability in Autism Spectrum Disorder: A Computational Linguistic Analysis of Narrative Coherence." *Journal of Autism and Developmental Disorders* 44 (12): 3016–3025.
- Machill, Marcel, Sebastian Köhler, and Markus Waldhauser.** 2007. "The Use of Narrative Structures in Television News." *European Journal of Communication* 22 (2): 185–205.
- MacMullen, Ramsay.** 2003. *Feelings in History, Ancient and Modern*. Claremont: Regina Books.
- McCloskey, Dierdre.** 2016. "Adam Smith Did Humanomics: So Should We." *Eastern Economic Journal* 42 (4): 503–13.
- McKay, Charles.** 1841. *Memoirs of Extraordinary Popular Delusions*. London: Richard Bentley.
- McQuiggan, Scott W., Jonathan P. Rowe, Sunyoung Lee, and James C. Lester.** 2008. "Story-Based Learning: The Impact of Narrative on Learning Experiences and Outcomes." In *Intelligent Tutoring Systems*, edited by Beverly P. Woolf, Esma Aïmeur, Roger Nkambou, and Susanne Lajoie, 530–39. Heidelberg: Springer.
- Mehta, Jal.** 2010. "The Varied Roles of Ideas in Politics." In *Ideas and Politics in Social Science Research*, edited by Daniel Beland and Robert Henry Cox, 23–46. Oxford: Oxford University Press.
- Michel, Jean-Baptiste, Yuan Kui Shen, Aviva Presser Aiden, Adrian Veres, Matthew K. Gray, Google Books Team, Joseph P. Pickett et al.** 2011. "Quantitative Analysis of Culture Using Millions of Digitized Books." *Science* 331 (6014): 176–82.
- Mirowski, Phillip.** 1982. "What's Wrong with the Laffer Curve?" *Journal of Economic Issues* 16 (3): 815–28.
- Mokyr, Joel.** 2016. *A Culture of Growth: The Origins of the Modern Economy*. Princeton: Princeton University Press.
- Morson, Gary Saul, and Morton Schapiro.** 2017. *Cents and Sensibility: What Economics Can Learn from the Humanities*. Princeton: Princeton University Press.
- Mulligan, Casey B., and Xavier Sala-i-Martin.** 1999. "Social Security in Theory and Practice (II): Efficiency Theories, Narrative Theories, and Implications for Reform." National Bureau of Economic Research Working Paper 7119.
- Myrdal, Gunnar.** 1974. "The Case against Romantic Ethnicity." *Center Magazine*. July/August, 26–30.
- O'Connor, Patricia E.** 2000. *Speaking of Crime: Narratives of Prisoners*. Lincoln: University of Nebraska Press.
- Pace-Schott, Edward F.** 2013. "Dreaming as a Story-Telling Instinct." *Frontiers in Psychology* 4: 159.
- Pierce, Karen, R.-A. Müller, J. Ambrose, G. Allen, and E. Courchesne.** 2001. "Face Processing Occurs Outside the Fusiform 'Face Area' in Autism: Evidence from Functional MRI." *Brain* 124 (10): 2059–2073.
- Presser, Lois, and Sveinung Sandberg.** 2015. *Narrative Criminology: Understanding Stories of Crime*. New York: NYU Press.
- Propp, Vladimir.** 1984. *Theory and History of Folklore*. Minneapolis: University of Minnesota Press.
- Rescorla, Robert A.** 2004. "Spontaneous Recovery." *Learning and Memory* 11: 501–9.
- Redish, A. David.** 2015. *The Mind within the Brain: How We Make Decisions and How Those Decisions Go Wrong*. Oxford: Oxford University Press.
- Redish, A. David, Steve Jensen, Adam Johnson, and Zeb Kurth-Nelson.** 2007. "Reconciling Reinforcement Learning Models with Behavioral Extinction and Renewal: Implications for Addiction, Relapse, and Problem Gambling." *Psychological Review* 114 (3): 784–805.
- Ritschl, Albrecht, and Ulrich Woitek.** 2000. "Did Monetary Forces Cause the Great Depression?" Centre for Economic and Policy Research Discussion Paper 2547.
- Robbins, Lionel.** 1934. *The Great Depression*. New York: Macmillan.

- Rodrik, Dani, ed.** 2003. *In Search of Prosperity: Analytic Narratives on Economic Growth*. Princeton: Princeton University Press.
- Roll, Richard.** 1988. "Orange Juice and Weather." *American Economic Review* 74 (5): 861–80.
- Romer, Christina, and David Romer.** 2004. "A New Measure of Monetary Shocks: Derivation and Implications." *American Economic Review* 94 (4): 1055–84.
- Rovere, Richard H.** 1959. *Senator Joe McCarthy*. New York: Harcourt, Brace and Company.
- Saavedra, Javier, Mercedes Cubero, and Paul Crawford.** 2009. "Incomprehensibility in the Narratives of Individuals with a Diagnosis of Schizophrenia." *Qualitative Health Research* 19 (11): 1548–58.
- Sachs, Jeffrey D., Seth G. Benzell, and Guillermo LaGarda.** 2015. "Robots: Curse or Blessing? A Basic Framework." National Bureau of Economic Research Working Paper 21091.
- Sah, Raaj K.** 1991. "Social Osmosis and Patterns of Crime." *Journal of Political Economy* 99 (6): 1272–95.
- Samuelson, P. A.** 1939. "Interactions between the Multiplier Analysis and the Principle of Acceleration." *Review of Economics and Statistics* 21: 75–78.
- Samuelson, Paul A.** 1958. "An Exact Consumption-Loan Model of Interest with or without the Social Contrivance of Money." *Journal of Political Economy* 66 (6): 467–82.
- Sarbin, Theodore R.** 1986. *Narrative Psychology: The Storied Nature of Human Conduct*. Santa Barbara CA: Praeger.
- Sartre, Jean-Paul.** 1938. *Nausea*. London: Penguin.
- Schank, Roger C., and Robert P. Abelson.** 1977. *Scripts, Plans, Goals, and Understanding: An Inquiry into Human Knowledge Structures (Artificial Intelligence Series)*. New York: Psychology Press.
- Scheve, Kenneth, and David Stasavage.** 2016. *Taxing the Rich: A History of Fiscal Fairness in the United States and Europe*. Princeton: Princeton University Press.
- Shapiro, Matthew D.** 2016. "How Economic Shocks Affect Spending." *National Bureau of Economic Research Reporter* 2: 11–13.
- Shiller, Robert J.** 1981. "Do Stock Prices Move Too Much to Be Justified by Subsequent Changes in Dividends?" *American Economic Review* 71 (3): 421–36.
- Shiller, Robert J.** 1984. "Stock Prices and Social Dynamics." *Brookings Papers on Economic Activity* (2) 457–98.
- Shiller, Robert J.** 1989. *Market Volatility*. Cambridge, MA: MIT Press.
- Shiller, Robert J.** 1995. "Conversation, Information, and Herd Behavior." *American Economic Review* 85 (1): 181–85.
- Shiller, Robert J.** 2000, 2005, 2015. *Irrational Exuberance, Revised and Expanded Third Edition*. Princeton: Princeton University Press.
- Shiller, Robert J.** 2002. "Bubbles, Human Judgment and Expert Opinion." *Financial Analysts Journal* 58 (3): 18–26.
- Shiller, Robert J.** 2003. *The New Financial Order: Risk in the Twenty-First Century*. Princeton: Princeton University Press.
- Shiller, Robert J., and John Pound.** 1989. "Survey Evidence on the Diffusion of Interest and Information among Investors." *Journal of Economic Behavior and Organization* 12: 47–66.
- Shleifer, Andrei, and Robert W. Vishny.** 1997. "The Limits of Arbitrage." *Journal of Finance* 52 (1): 35–55.
- Singer, Jefferson, and Peter Salovey.** 1993. *The Remembered Self: Emotion and Memory in Personality*. New York: Free Press.
- Slater, Michael D., David B. Bueller, Emily Waters, Margarita Archibeque, and Michelle LeBlanc.** 2003. "A Test of Conversational and Testimonial Messages versus Didactic Presentations of Nutrition Information." *Journal of Nutrition Education and Behavior* 35 (5): 255–59.
- Slovic, Paul, Melissa L. Finucane, Ellen Peters, and Donald G. MacGregor.** 2007. "The Affect Heuristic." *European Journal of Operational Research* 177 (3): 1333–52.
- Smith, Adam.** 1869. *An Inquiry into the Origin and Causes of the Wealth of Nations*. Oxford: Clarendon Press.
- Snyder, Timothy.** 2012. *Bloodlands: Europe between Hitler and Stalin*. New York: Basic Books.
- Sommers, Margaret, and Fred Block.** 2005. "From Poverty to Perversity: Ideas, Markets, and Institutions over 200 Years of Welfare Debate." *American Sociological Review* 70 (2): 260–87.
- Summers, Lawrence H.** 1986. "Does the Stock Market Rationally Reflect Fundamental Values?" *Journal of Finance* 41 (3): 591–601.
- Temin, Peter.** 1976. *Did Monetary Forces Cause the Great Depression?* New York: W. W. Norton.
- Temin, Peter.** 1989. *Lessons from the Great Depression*. Cambridge, MA: MIT Press.
- Thaler, Richard H.** 2015. *Misbehaving: The Making of Behavioral Economics*. New York: W. W. Norton.

- Thaler, Richard H.** 2016. "Behavioral Economics: Past, Present, and Future." *American Economic Review* 106 (7): 1577–1600.
- Tobias, Ronald B.** 1999. *Twenty Master Plots and How to Build Them*. London: Piatkus Books.
- Trump, Donald J., and Meredith McIver.** 2004. *Trump: How to Get Rich*. New York: Random House.
- van Laer, Tom, Ko de Ruyter, Luca M. Visconti, and Martin Wetzels.** 2014. "The Extended Transportation-Imagery Model: A Meta-analysis of the Antecedents and Consequences of Consumers' Narrative Transportation." *Journal of Consumer Research* 40 (5): 797–817.
- Wanniski, Jude.** 1978. "Taxes, Revenues, and the 'Laffer Curve'." *Public Interest* 50: 3–16.
- Wanniski, Jude.** 1979. *The Way the World Works: How Economies Fail—and Succeed*. New York: Basic Books.
- Weber, Keith, Matthew M. Martin, Members of COMM 401, and Michael Corrigan.** 2006. "Creating Persuasive Messages Advocating Organ Donation." *Communication Quarterly* 54 (1): 67–87.
- Young, Kay, and Jeffrey Saver.** 2001. "The Neurology of Narrative." *SubStance* 30 (94/95): 72–84.
- Zhang, Sarah.** 2015. "The Pitfalls of Using Google NGRAM to Study Language." *Wired*. <https://www.wired.com/2015/10/pitfalls-of-studying-language-with-google-ngram/>.
- Zhao, Laijun, Hongxin Cui, Xiaoyan Qiu, Xiaoli Wang, and Jiajia Wang.** 2013. "SIR Rumor Spreading Model in the New Media Age." *Physica A: Statistical Mechanics and its Applications* 392 (4): 995–1013.

This article has been cited by:

1. Tingguo Zheng, Xinyue Fan, Wei Jin, Kuangnan Fang. 2024. Words or numbers? Macroeconomic nowcasting with textual and macroeconomic data. *International Journal of Forecasting* **40**:2, 746-761. [[Crossref](#)]
2. Keisuke Kawata, Kenneth Mori McElwain, Masaki Nakabayashi. 2024. Narrative premiums in policy persuasion. *Political Psychology* **45**:2, 383-405. [[Crossref](#)]
3. Erdinc Akyildirim, Ahmet Faruk Aysan, Oguzhan Cepni, Özge Serbest. 2024. Sentiment matters: the effect of news-media on spillovers among cryptocurrency returns. *The European Journal of Finance* **71**, 1-37. [[Crossref](#)]
4. Amirhosein Bodaghi, Jonice Oliveira. 2024. A financial anomaly prediction approach using semantic space of news flow on twitter. *Decision Analytics Journal* **10**, 100422. [[Crossref](#)]
5. Matevž Rašković, Katalin Takacs Haynes, Anastas Vangeli. 2024. The emergence of populism as an institution and its recursive mechanisms: A socio-cognitive theory perspective. *Journal of International Business Policy* **7**:1, 19-40. [[Crossref](#)]
6. Oleg Badunenko, Maria Popova. 2024. Does inequality migrate? The development of income inequality across German states. *Journal of Regional Science* **64**:2, 555-589. [[Crossref](#)]
7. Hooman Abdollahi, Sturla L. Fjesme, Espen Sirnes. 2024. Measuring market volatility connectedness to media sentiment. *The North American Journal of Economics and Finance* **71**, 102091. [[Crossref](#)]
8. Patrick Hirsch, Lars P. Feld, Ekkehard A. Köhler, Tobias Thomas. 2024. "Whatever It Takes!" How tonality of TV-news affected government bond yield spreads during the European debt crisis. *European Journal of Political Economy* **82**, 102511. [[Crossref](#)]
9. Franziska Ploessl, Tobias Just. 2024. News coverage vs sentiment: evaluating German residential real estate markets. *International Journal of Housing Markets and Analysis* **17**:2, 395-417. [[Crossref](#)]
10. Mercedes Esteban-Bravo, Lisbeth de las Mercedes Jiménez-Rubido, Jose M. Vidal-Sanz. 2024. Predicting the Virality of Fake News at the Early Stage of Dissemination. *Expert Systems with Applications* **54**, 123390. [[Crossref](#)]
11. Kim Ristolainen, Tomi Roukka, Henri Nyberg. 2024. A thousand words tell more than just numbers: Financial crises and historical headlines. *Journal of Financial Stability* **70**, 101209. [[Crossref](#)]
12. Joscha Beckmann, Teo Geldner, Jan Wuestenfeld. 2024. The relevance of media coverage and sentiment for small and large scale bitcoin investors. *Journal of International Financial Markets, Institutions and Money* **206**, 101963. [[Crossref](#)]
13. Lu Yan, Yong Ma, Changshuai Li, Guohao Tang. 2024. Media abnormal tone and cross section of stock returns: Evidence from China. *Accounting & Finance* **10**. . [[Crossref](#)]
14. Reda Cherif, Marc Engher, Fuad Hasanov. 2024. Crouching beliefs, hidden biases: The rise and fall of growth narratives. *World Development* **173**, 106246. [[Crossref](#)]
15. William Forbes. 2024. Unconscious thoughts as a spur and halt on good financial decisioning making. *International Review of Financial Analysis* **91**, 103012. [[Crossref](#)]
16. Amit Bhattacharjee, Jason Dana. 2024. Lay economic reasoning: An integrative review and call to action. *Consumer Psychology Review* **7**:1, 3-39. [[Crossref](#)]
17. Francesco Bilotta, Giacomo Manfredini. 2024. Coarse Memory and Plausible Narratives. *SSRN Electronic Journal* **30**. . [[Crossref](#)]
18. Marco Ceccarelli, Stefano Ramelli. 2024. Climate Transition Beliefs. *SSRN Electronic Journal* **90**. . [[Crossref](#)]

19. Ulf Holmberg. 2023. A novel market sentiment measure: assessing the link between VIX and the Global Consciousness Projects data. *Journal of Economic Studies* 61. . [[Crossref](#)]
20. Vyacheslav Volchik, Igor Shiriaev. 2023. State Innovation Policy and Narrative Economics. *Science Management: Theory and Practice* 5:4, 110-0. [[Crossref](#)]
21. Hiroki Sakaji, Noriyasu Kaneda. Indexing and Visualization of Climate Change Narratives Using BERT and Causal Extraction 5674-5683. [[Crossref](#)]
22. Michael D. Wang. Artificial Intelligence Techniques for Political Risk Management: An NLP Analysis of the 2019 US-China Trade War . [[Crossref](#)]
23. Jean-Philippe Bouchaud. 2023. From statistical physics to social sciences: the pitfalls of multi-disciplinarity. *Journal of Physics: Complexity* 4:4, 041001. [[Crossref](#)]
24. Paul Manning. 2023. A novel understanding of fraudsters. *Journal of Financial Crime* 30:5, 1117-1129. [[Crossref](#)]
25. Audra Boone, Austin Starkweather, Joshua T White. 2023. The saliency of the CEO pay ratio. *Review of Finance* 60. . [[Crossref](#)]
26. Emre Tarim, Arie Gozhluklu, Gulnur Muradoglu. 2023. The American spirit: The performativity of folk economics in global financial markets. *Environment and Planning A: Economy and Space* 55:8, 1906-1927. [[Crossref](#)]
27. Kristina Bluwstein, Marcus Buckmann, Andreas Joseph, Sujit Kapadia, Özgür Şimşek. 2023. Credit growth, the yield curve and financial crisis prediction: Evidence from a machine learning approach. *Journal of International Economics* 145, 103773. [[Crossref](#)]
28. İsmail ALTAY, Gizel Busem SAYIL, Avni Önder HANEDAR. 2023. Enflasyonun Tarihsel Belirleyenleri: Türkiye ve İkinci Dünya Savaşı. *Fiscaoeconomia* 7:Özel Sayı, 260-282. [[Crossref](#)]
29. Ali Yavuz Polat. 2023. Investor bias, risk and price volatility. *Journal of Economic Studies* 50:7, 1317-1335. [[Crossref](#)]
30. Wanbo Lu, Yifu Wang, Xingjian Zhang. 2023. Which news topics drive economic prosperity in China?. *PLOS ONE* 18:10, e0291862. [[Crossref](#)]
31. Franziska Plößl, Nino Martin Paulus, Tobias Just. 2023. Trade vs. daily press: the role of news coverage and sentiment in real estate market analysis. *Journal of Property Research* 40:4, 333-364. [[Crossref](#)]
32. Armenak Antinyan, Luca Corazzini, Elena D'Agostino, Filippo Pavesi. 2023. Watch your words: An experimental study on communication and the opportunity cost of delegation. *Journal of Economic Behavior & Organization* 214, 216-232. [[Crossref](#)]
33. Johannes Binswanger, Anja Garbely, Manuel Oechlin. 2023. Investor beliefs about transformative innovations under uncertainty. *Economica* 90:360, 1119-1144. [[Crossref](#)]
34. Dorine Boumans, Henrik Müller, Stefan Sauer. 2023. How media content influences economic expectations: Evidence from a global expert survey. *Journal of Forecasting* 42:6, 1295-1308. [[Crossref](#)]
35. David Hirshleifer, Andrew W. Lo, Ruixun Zhang. 2023. Social contagion and the survival of diverse investment styles. *Journal of Economic Dynamics and Control* 154, 104711. [[Crossref](#)]
36. Abdul Abiad, Irfan A. Qureshi. 2023. The macroeconomic effects of oil price uncertainty. *Energy Economics* 125, 106839. [[Crossref](#)]
37. Khanh Quoc Nguyen, Thanh Huong Nguyen, Bao Linh Do. 2023. Narrative attention and related cryptocurrency returns. *Finance Research Letters* 56, 104174. [[Crossref](#)]
38. Te Bao, Mengzhong Ma, Yonggang Wen. 2023. Herding in the non-fungible token (NFT) market. *Journal of Behavioral and Experimental Finance* 39, 100837. [[Crossref](#)]
39. Ze Shi Li. Leveraging User Feedback for Requirements Through Trend and Narrative Analysis 386-390. [[Crossref](#)]

40. Indu Khurana, Alexis Habiyaemye, Veysel Avsar, Siri Terjesen. 2023. The impact of policy uncertainty on entrepreneurial activity: a cross-country analysis. *Entrepreneurship & Regional Development* 35:7-8, 593-616. [[Crossref](#)]
41. Samer Adra, Elie Menassa. 2023. Uncertainty and corporate investments in response to the Fed's dual shocks. *Financial Review* 58:3, 463-484. [[Crossref](#)]
42. Kai Barron, Heike Harmgart, Steffen Huck, Sebastian O. Schneider, Matthias Sutter. 2023. Discrimination, Narratives, and Family History: An Experiment with Jordanian Host and Syrian Refugee Children. *Review of Economics and Statistics* 105:4, 1008-1016. [[Crossref](#)]
43. V. L. Tambovtsev, E. V. Buzulukova, L. A. Valitova, J. Deng, D. A. Sitkevich, A. M. Turabaeva. 2023. Methodology of the narrative analysis in economics: The case of the entrepreneurial networks. *Voprosy Ekonomiki* :7, 81-99. [[Crossref](#)]
44. Steven A. Sharpe, Nitish R. Sinha, Christopher A. Hollrah. 2023. The power of narrative sentiment in economic forecasts. *International Journal of Forecasting* 39:3, 1097-1121. [[Crossref](#)]
45. Rocco Caferra, George Tsironis, Andrea Morone, Konstantinos P. Tsagarakis, Piergiuseppe Morone, Idiano D'Adamo. 2023. Is the circular economy proposed as sustainability in firm mission statements? A semantic analysis. *Environmental Technology & Innovation* 45, 103304. [[Crossref](#)]
46. Ricardo A. Correia, Enrico Di Minin. 2023. Tracking worldwide interest in sustainable development goals using culturomics. *PLoS Sustainability and Transformation* 2:6, e0000070. [[Crossref](#)]
47. Michael Roos, Matthias Reccius. 2023. Narratives in economics. *Journal of Economic Surveys* 2021. . [[Crossref](#)]
48. Leonardo Bursztyrn, Georgy Egorov, Ingar Haaland, Aakaash Rao, Christopher Roth. 2023. Justifying Dissent. *The Quarterly Journal of Economics* 138:3, 1403-1451. [[Crossref](#)]
49. Simon Gluzman. 2023. Market Crashes and Time-Translation Invariance. *FinTech* 2:2, 221-247. [[Crossref](#)]
50. Hooman Abdollahi. 2023. Oil price volatility and new evidence from news and Twitter. *Energy Economics* 122, 106711. [[Crossref](#)]
51. Elena Esposito, Tiziano Rotesi, Alessandro Saia, Mathias Thoenig. 2023. Reconciliation Narratives: The Birth of a Nation after the US Civil War. *American Economic Review* 113:6, 1461-1504. [[Abstract](#)] [[View PDF article](#)] [[PDF with links](#)]
52. Daniel Perico Ortiz. 2023. Economic policy statements, social media, and stock market uncertainty: An analysis of Donald Trump's tweets. *Journal of Economics and Finance* 47:2, 333-367. [[Crossref](#)]
53. Daniel Borup, Jorge Wolfgang Hansen, Benjamin Dybro Liengaard, Erik Christian Montes Schütte. 2023. Quantifying investor narratives and their role during COVID-19. *Journal of Applied Econometrics* 38:4, 512-532. [[Crossref](#)]
54. ZACHARIAS SAUTNER, LAURENCE VAN LENT, GRIGORY VILKOV, RUI SHEN ZHANG. 2023. Firm-Level Climate Change Exposure. *The Journal of Finance* 78:3, 1449-1498. [[Crossref](#)]
55. Christian Pieter Hoffmann. 2023. Investor Relations as Strategic Communication: Insights from Evolutionary Psychology. *International Journal of Strategic Communication* 17:3, 213-227. [[Crossref](#)]
56. Jürgen Rüländ. 2023. Poverty Narratives and Power Paradoxes in International Trade Negotiations and Beyond. *The Journal of Development Studies* 59:5, 778-779. [[Crossref](#)]
57. Gregory Ferguson-Cradler. 2023. Narrative and computational text analysis in business and economic history. *Scandinavian Economic History Review* 71:2, 103-127. [[Crossref](#)]
58. Diego Ramos-Toro. 2023. Social Exclusion and Social Preferences: Evidence from Colombia's Leper Colony. *American Economic Review* 113:5, 1294-1333. [[Abstract](#)] [[View PDF article](#)] [[PDF with links](#)]

59. Poonam Mulchandani, Rajan Pandey, Byomakesh Debata, Jayashree Renganathan. 2023. Investor attention and IPO returns: evidence from Indian markets. *Journal of Economic and Administrative Sciences* **48**. . [[Crossref](#)]
60. Alistair Macaulay, Wenting Song. 2023. News Media, Inflation, and Sentiment. *AEA Papers and Proceedings* **113**, 172-176. [[Abstract](#)] [[View PDF article](#)] [[PDF with links](#)]
61. Khrystyna Bochkay, Stephen V. Brown, Andrew J. Leone, Jennifer Wu Tucker. 2023. Textual Analysis in Accounting: What's Next?*. *Contemporary Accounting Research* **40**:2, 765-805. [[Crossref](#)]
62. Zhen Yu, Michael D. Wang, Xiangdong Wei, Jie Lou. 2023. News Credibility and Influence within the Financial Markets. *Journal of Behavioral Finance* **24**:2, 238-257. [[Crossref](#)]
63. David B. Audretsch, Erik E. Lehmann. 2023. Narrative entrepreneurship: bringing (his)story back to entrepreneurship. *Small Business Economics* **60**:4, 1593-1612. [[Crossref](#)]
64. Steve Waddell, Sandra Waddock, Simone Martino, Jonny Norton. 2023. Emerging Economic Operating Infrastructure to Support Wellbeing Economies. *Humanistic Management Journal* **8**:1, 63-88. [[Crossref](#)]
65. EDUARDO LORÍA. 2023. Mexico: the Great Depression and the Coronacrisis, 1929 and 2020. *Brazilian Journal of Political Economy* **43**:2, 442-464. [[Crossref](#)]
66. Steve J. Bickley, Benno Torgler. 2023. Cognitive architectures for artificial intelligence ethics. *AI & SOCIETY* **38**:2, 501-519. [[Crossref](#)]
67. Zidong An, Carola Binder, Xuguang Simon Sheng. 2023. Gas price expectations of Chinese households. *Energy Economics* **120**, 106622. [[Crossref](#)]
68. Yuxin Huang, Yi Shen, Fujun Lai, Xin (Robert) Luo. 2023. The categorical paradoxes in the sharing economy: Empirical evidence from Airbnb. *Production and Operations Management* **94**. . [[Crossref](#)]
69. William Forbes. 2023. Narrative Economics. *Qualitative Research in Financial Markets* **15**:2, 217-223. [[Crossref](#)]
70. V. V. Volchik. 2023. Ideas, symbols and narratives for the economic development of Russia. *Russian Journal of Economics and Law* **17**:1, 5-22. [[Crossref](#)]
71. Bill Gerrard. 2023. KEYNES, RAMSEY, AND PRAGMATISM. *Journal of the History of Economic Thought* **Two**, 1-15. [[Crossref](#)]
72. Maira Andrade, Philip W. S. Newall. 2023. Cryptocurrencies as Gamblified Financial Assets and Cryptocasinos: Novel Risks for a Public Health Approach to Gambling. *Risks* **11**:3, 49. [[Crossref](#)]
73. Mary Chen, Matthew DeHaven, Isabel Kitschelt, Seung Jung Lee, Martin J. Sicilian. 2023. Identifying Financial Crises Using Machine Learning on Textual Data. *Journal of Risk and Financial Management* **16**:3, 161. [[Crossref](#)]
74. Ulf Holmberg. 2023. Validating the GCP data hypothesis using internet search data. *EXPLORE* **19**:2, 228-237. [[Crossref](#)]
75. Jianhao Lin, Jiacheng Fan, Yifan Zhang, Liangyuan Chen. 2023. Real-time macroeconomic projection using narrative central bank communication. *Journal of Applied Econometrics* **38**:2, 202-221. [[Crossref](#)]
76. Christopher S. Sutherland. 2023. Forward guidance and expectation formation: A narrative approach. *Journal of Applied Econometrics* **38**:2, 222-241. [[Crossref](#)]
77. Yolanda S. Stander. 2023. Investigation into the International Financial Reporting Standards 9 model flaws exposed during the pandemic. *Journal of Economic and Financial Sciences* **16**:1. . [[Crossref](#)]
78. Jaime J Castellon, Shabnam Hakimi, Jacob M Parelman, Lun Yin, Jonathan R Law, Jesse A G Skene, David A Ball, Artemis Malekpour, Donald H Beskind, Neil Vidmar, John M Pearson, J H Pate Skene, R McKell Carter. 2023. Social cognitive processes explain bias in juror decisions. *Social Cognitive and Affective Neuroscience* **18**:1. . [[Crossref](#)]

79. Annie Tubadji, Frédéric Boy, Don J. Webber. 2023. Narrative Economics, Public Policy and Mental Health. *Applied Research in Quality of Life* **18**:1, 43-70. [[Crossref](#)]
80. Frederic Steinfeld. 2023. De-coding the image of the firm: secret reserves and internal financing in the German chemical industry, c . 1890–1916. *Financial History Review* **32**, 1-16. [[Crossref](#)]
81. Minna Martikainen, Antti Miihkinen, Luke Watson. 2023. Board characteristics and negative disclosure tone. *Journal of Accounting Literature* **45**:1, 100-129. [[Crossref](#)]
82. Elena Fedorova, Svetlana Ledyeva, Oksana Kulikova, Alexandr Nevredinov. 2023. Governmental anti-pandemic policies, vaccination, population mobility, Twitter narratives, and the spread of COVID-19: Evidence from the European Union countries. *Risk Analysis* . [[Crossref](#)]
83. Xiaotao Zhang, Yuelei Li, Wei Zhang, Jieli Xing. 2023. The role of narrative style in a peer-to-peer lending market: an empirical investigation. *Asia-Pacific Journal of Accounting & Economics* **30**:1, 156-171. [[Crossref](#)]
84. Annie Tubadji, Don Webber. 2023. Tea for Two: Language and Bilateral Trade with China. *Journal of Economic Issues* **57**:1, 153-171. [[Crossref](#)]
85. Enwei Zhu, Jing Wu, Hongyu Liu, Keyang Li. 2023. A Sentiment Index of the Housing Market in China: Text Mining of Narratives on Social Media. *The Journal of Real Estate Finance and Economics* **66**:1, 77-118. [[Crossref](#)]
86. Benjamin Enke. 2023. Market exposure and human morality. *Nature Human Behaviour* **7**:1, 134-141. [[Crossref](#)]
87. Benjamin Born, Zeno Enders, Gernot J. Müller, Knut Niemann. Firm expectations about production and prices: facts, determinants, and effects 355-383. [[Crossref](#)]
88. Christopher Carroll, Tao Wang. Epidemiological expectations 779-806. [[Crossref](#)]
89. Beatriz Jambrina-Canseco. 2023. The stories we tell ourselves: Local newspaper reporting and support for the radical right. *Political Geography* **100**, 102778. [[Crossref](#)]
90. Brian J. Kokensparger. Visualizing the Roles of Frequent Terms in LTEs Following Two Economic Crisis Trigger Articles 247-276. [[Crossref](#)]
91. Leigh Caldwell. 2023. Conviction Narrative Theory gains from a richer formal model. *Behavioral and Brain Sciences* **46**. . [[Crossref](#)]
92. Uri Weiss, Joseph Agassi. Game Theory and Social Science 61-83. [[Crossref](#)]
93. Arka Prava Bandyopadhyay, Dat Mai, Kuntara Pukthuanthong. 2023. AI Narrative and Stock Mispricing. *SSRN Electronic Journal* **58**. . [[Crossref](#)]
94. Amar Bhide. 2023. Uncertainty, Justification, and Enterprise: Modernizing Frank Knight's Forgotten Construct. *SSRN Electronic Journal* **1**. . [[Crossref](#)]
95. Patrick Schotanus, Ron Chrisley, Andy Clark, Duncan Pritchard, Aaron Schurger. 2023. Reflexivity and the Market Mind Hypothesis: Why George Soros is Not a Failed Philosopher (and What it Means for Economics, the Economy, and Investing). *SSRN Electronic Journal* **8**. . [[Crossref](#)]
96. Henrik Müller. Making Sense: Narratives, Journalism and the Economy 73-103. [[Crossref](#)]
97. Henrik Müller. What to Cover: Topic Selection and Research 225-262. [[Crossref](#)]
98. Henrik Müller. Media Coverage and Animal Spirits: The Interplay Between Economic Journalism and the Economy 105-141. [[Crossref](#)]
99. Adrian Kuenzler, Gregor Rauch. Mapping the Intangible Economy 201-217. [[Crossref](#)]
100. Marco Becht, Anete Pajuste, Anna Toniolo. 2023. Voice Through Divestment. *SSRN Electronic Journal* **22**. . [[Crossref](#)]

101. Lutz Kaufmann, Moritz Schreiner, Felix Reimann. 2023. Narratives in supplier negotiations—The interplay of narrative design elements, structural power, and outcomes. *Journal of Supply Chain Management* 59:1, 66-94. [[Crossref](#)]
102. Martin Cunneen. Autonomous Vehicles, Artificial Intelligence, Risk and Colliding Narratives 175-195. [[Crossref](#)]
103. Lino Wehrheim. Digital Methods in Economic History: The Case of Computational Text Analysis 1-28. [[Crossref](#)]
104. Dor Morag, George F. Loewenstein. 2023. Narratives and Valuations. *SSRN Electronic Journal* 8. . [[Crossref](#)]
105. Bocar A. Ba, Roman Rivera, Alexander Whitefield. 2023. Forecasting the Impact of Racial Uprisings, Market Versus Stakeholders' Expectations. *SSRN Electronic Journal* 31. . [[Crossref](#)]
106. Łukasz Baszczak. 2023. Narrative Economics: An Emerging New Research Approach. *Gospodarka Narodowa* 313:1, 66-81. [[Crossref](#)]
107. Ćedomir Nestorović. Critical Geopolitics 85-150. [[Crossref](#)]
108. Yu Yan, Yan Tong, Yiming Wang. 2023. Momentum, Bubble and Information Transmission. *SSRN Electronic Journal* 71. . [[Crossref](#)]
109. Bing Han, Haoyang Liu, Pengfei Sui. 2023. Social Learning and Sentiment Contagion in the Bitcoin Market. *SSRN Electronic Journal* 59. . [[Crossref](#)]
110. Miguel Loyola, John D Nelson, Geoffrey Clifton, David Levinson. 2023. Narratives in transport research: A thematic and functional analysis. *Transportation Research Interdisciplinary Perspectives* 17, 100754. [[Crossref](#)]
111. Constantin Charles, Chad Kendall. 2023. Causal Narratives. *SSRN Electronic Journal* 55. . [[Crossref](#)]
112. Chukwuma Dim, Francesco Sangiorgi, Grigory Vilkov. 2023. Media Narratives and Price Informativeness. *SSRN Electronic Journal* 5. . [[Crossref](#)]
113. Danfeng Zhang, Haiying Pan. 2022. Analysing the contagion effect and governance strategy of corporate financialisation based on a SIRS model. *Economic Research-Ekonomska Istraživanja* 35:1, 3473-3489. [[Crossref](#)]
114. . Literature Review 1-12. [[Crossref](#)]
115. . The R&D-Based Start-Up 13-36. [[Crossref](#)]
116. Vyacheslav Volchik. 2022. Increasing Return and Russian Innovation System. *Science Management: Theory and Practice* 4:4, 88-116. [[Crossref](#)]
117. Lasse Heje Pedersen. 2022. Game on: Social networks and markets. *Journal of Financial Economics* 146:3, 1097-1119. [[Crossref](#)]
118. Valentina Rotondi, Luigino Bruni, Luca Crivelli, Stefano Mancuso, Paolo Santori. 2022. In praise of the persona economica: listening to plants for a new economic paradigm. *Humanities and Social Sciences Communications* 9:1. . [[Crossref](#)]
119. Alfred Reckendrees, Boris Gehlen, Christian Marx. 2022. International business, multinational enterprises and nationality of the company: a constructive review of literature. *Business History* 64:9, 1567-1599. [[Crossref](#)]
120. Lu Zheng, Lihui Jiang. 2022. Influence of Narrative Strategies on Fundraising Outcome: An Exploratory Study of Online Medical Crowdfunding. *Journal of Social Computing* 3:4, 303-321. [[Crossref](#)]
121. James Walsh, Naomi Vaida, Alin Coman, Susan T. Fiske. 2022. Stories in Action. *Psychological Science in the Public Interest* 23:3, 99-141. [[Crossref](#)]

122. Rocco Caferra, Pasquale Marcello Falcone. 2022. From the “age of instability” to the “age of responsibility”: economic uncertainty and sustainable investments. *Journal of Economic Studies* 6. . [[Crossref](#)]
123. Niklas Buehren, Markus Goldstein, Imran Rasul, Andrea Smurra. Legacies of Conflict: Experiences, Self-Efficacy and the Formation of Conditional Trust 83, . [[Crossref](#)]
124. Richard Taffler, Xijuan Bellotti, Vineet Agarwal, Linglu Li. 2022. Investor Emotions and the Psychodynamics of Asset Pricing Bubbles: A Chinese Perspective. *Journal of Behavioral Finance* 131, 1-25. [[Crossref](#)]
125. Jonathan Michie, Maura Sheehan. 2022. Creating healthy cities. *International Review of Applied Economics* 36:5-6, 623-626. [[Crossref](#)]
126. Eduardo Gilberto Loria Díaz de Guzmán, Arely Paola Medina González. 2022. Mexico: the populism/ COVID-19 syndemic. *International Review of Applied Economics* 36:5-6, 792-814. [[Crossref](#)]
127. David Ardia, Keven Bluteau, Kris Boudt. 2022. Media abnormal tone, earnings announcements, and the stock market. *Journal of Financial Markets* 61, 100683. [[Crossref](#)]
128. Ruitong Guo, Yiqing He. 2022. Narrative resilience in the cross-regional support of healthcare workers during the COVID-19 outbreak: The Chinese experiences of cultural input. *International Journal of Disaster Risk Reduction* 82, 103376. [[Crossref](#)]
129. John Garcia. 2022. Analysts’ stock ratings and the predictive value of news and Twitter sentiment. *Investment Analysts Journal* 51:4, 236-252. [[Crossref](#)]
130. Fernando Delbianco, Andrés Fioriti, Fernando Tohmé, Federico Contiggiani. 2022. A Tale of two narratives: assessing the sociological hypothesis of the appeal of the US dollar in Argentina. *Quality & Quantity* 56:5, 3519-3537. [[Crossref](#)]
131. S. V. Ilkevich. 2022. HEURISTIC MODEL OF “EFFECTIVE INTERPRETER” IN PORTFOLIO INVESTMENT IN HIGH-TECH COMPANIES. *Strategic decisions and risk management* 13:2, 116-128. [[Crossref](#)]
132. John McClure, Ilan Noy, Yoshi Kashima, Taciano L. Milfont. 2022. Attributions for extreme weather events: science and the people. *Climatic Change* 174:3-4. . [[Crossref](#)]
133. Jens Kleine, Thomas Peschke, Anna Wuschick. 2022. Donald Duck: a narrative that embeds behavioral finance?. *Studies in Economics and Finance* 39:5, 737-753. [[Crossref](#)]
134. Vyacheslav Volchik. 2022. Scientific journals in the Russian innovation system. *Upravlenets* 13:4, 26-37. [[Crossref](#)]
135. Luciana Lazeretti. 2022. What is the role of culture facing the digital revolution challenge? Some reflections for a research agenda. *European Planning Studies* 30:9, 1617-1637. [[Crossref](#)]
136. Michela Giorcelli, Nicola Lacetera, Astrid Marinoni. 2022. How does scientific progress affect cultural changes? A digital text analysis. *Journal of Economic Growth* 27:3, 415-452. [[Crossref](#)]
137. Tomas Casas-Klett, Jiatao Li. 2022. Assessing the Belt and Road Initiative as a narrative: Implications for institutional change and international firm strategy. *Asia Pacific Journal of Management* 39:3, 857-873. [[Crossref](#)]
138. Adrian Hillenbrand, Eugenio Verrina. 2022. The asymmetric effect of narratives on prosocial behavior. *Games and Economic Behavior* 135, 241-270. [[Crossref](#)]
139. Jennifer Helgeson, Pierre Glynn, Ilan Chabay. 2022. Narratives of sustainability in digital media: An observatory for digital narratives. *Futures* 142, 103016. [[Crossref](#)]
140. Doris Neuberger, Edoardo Beretta. 2022. Narrative Ökonomik: Europa als „Transferunion“ oder „Risikogemeinschaft“?. *Zeitschrift für Wirtschaftspolitik* 71:2, 159-199. [[Crossref](#)]

141. Ahmet Yağmur Ersoy, Metin Saygılı, Mustafa İlteriş Yılmaz, Mustafa Emre Uslu, İhsan Hakan Selvi. 2022. Consumer Sentiment in Turkey, from Closure to the New Normal. *Sustainability* 14:15, 9135. [[Crossref](#)]
142. Eleni Kalamara, Arthur Turrell, Chris Redl, George Kapetanios, Sujit Kapadia. 2022. Making text count: Economic forecasting using newspaper text. *Journal of Applied Econometrics* 37:5, 896-919. [[Crossref](#)]
143. Ze Shi Li, Manish Sihag, Nowshin Nawar Arony, Joao Bezerra Junior, Thanh Phan, Neil Ernst, Daniela Damian. Narratives: the Unforeseen Influencer of Privacy Concerns 127-139. [[Crossref](#)]
144. Ioannis Ntoumanis, Ksenia Panidi, Yaroslava Grebenshikova, Anna N. Shestakova, Vladimir Kosonogov, Iiro P. Jääskeläinen, Dzerassa Kadieva, Sofia Baran, Vasily Klucharev. 2022. "Expert persuasion" can decrease willingness to pay for sugar-containing food. *Frontiers in Nutrition* 9. . [[Crossref](#)]
145. . Bibliographie 182-197. [[Crossref](#)]
146. Vegard Høghaug Larsen, Leif Anders Thorsrud. 2022. Asset returns, news topics, and media effects*. *The Scandinavian Journal of Economics* 124:3, 838-868. [[Crossref](#)]
147. Carlo Romano Marcello Alessandro Santagiustina, Massimo Warglien. 2022. The architecture of partisan debates: The online controversy on the no-deal Brexit. *PLOS ONE* 17:6, e0270236. [[Crossref](#)]
148. Vincent Giorgis, Tobias A. Huber, Didier Sornette. 2022. 'Salvation and profit': deconstructing the clean-tech bubble. *Technology Analysis & Strategic Management* 10, 1-13. [[Crossref](#)]
149. Bruno S. Frey. 2022. Is Public Choice Still Vivid?. *Homo Oeconomicus* 33. . [[Crossref](#)]
150. Daniel Levy, Tamir Mayer, Alon Raviv. 2022. Economists in the 2008 financial crisis: Slow to see, fast to act. *Journal of Financial Stability* 60, 100986. [[Crossref](#)]
151. Stefano Mazzotta. 2022. Immigration narrative sentiment from TV news and the stock market. *Journal of Behavioral and Experimental Finance* 34, 100666. [[Crossref](#)]
152. Michelle Hanlon, Kelvin Yeung, Luo Zuo. 2022. Behavioral Economics of Accounting: A Review of Archival Research on Individual Decision Makers*. *Contemporary Accounting Research* 39:2, 1150-1214. [[Crossref](#)]
153. EVA F. JANSSENS, ROBIN L. LUMSDAINE, SEBASTIAAN H.L.C.G. VERMEULEN. 2022. An Epidemiological Model of Economic Crisis Spread across Sectors in the United States. *Journal of Money, Credit and Banking* 54:4, 885-919. [[Crossref](#)]
154. Weixia Zhang, Hongyang Wei, Xiaowen Chen, Yuyang Hou, Yujie Zhang, Qian Huang. 2022. Architectural Narrative Shapes Brain Activities Underlying Approach-Avoidance Response: A Case Study of the Stadium. *Frontiers in Neuroscience* 16. . [[Crossref](#)]
155. Dimitra Papadovasilaki, Federico Guerrero, Rattaphon Wuthisatian, Bhraman Gulati. 2022. The 1920s technological revolution and the crash of 1929: the role of RCA, DuPont, General Motors, and Union Carbide. *SN Business & Economics* 2:5. . [[Crossref](#)]
156. Zhongchen Hu. 2022. Social interactions and households' flood insurance decisions. *Journal of Financial Economics* 144:2, 414-432. [[Crossref](#)]
157. Caroline Chantre Ramos, Vinicius Botelho Pimenta Cantarino, Thereza Cristina Nogueira de Aquino, Nivalde José de Castro, Allyson Thomas Oliveira de Sena. Financiamento internacional da economia do hidrogênio: uma visão a partir dos países importadores 1158-1179. [[Crossref](#)]
158. Mary A. O'Sullivan. 2022. History as heresy: Unlearning the lessons of economic orthodoxy. *The Economic History Review* 75:2, 297-335. [[Crossref](#)]

159. LIN PENG, SIEW HONG TEOH, YAKUN WANG, JIAWEN YAN. 2022. Face Value: Trait Impressions, Performance Characteristics, and Market Outcomes for Financial Analysts. *Journal of Accounting Research* 60:2, 653-705. [[Crossref](#)]
160. Wolfgang Kuhle. 2022. Thought Viruses and Asset Prices. *Journal of Behavioral Finance* 23:2, 123-131. [[Crossref](#)]
161. David B. Audretsch, Maksim Belitski, Farzana Chowdhury, Sameeksha Desai. 2022. Necessity or opportunity? Government size, tax policy, corruption, and implications for entrepreneurship. *Small Business Economics* 58:4, 2025-2042. [[Crossref](#)]
162. Joshua I. Newman, Hanhan Xue, Nicholas M. Watanabe, Grace Yan, Christopher M. McLeod. 2022. Gaming Gone Viral: An Analysis of the Emerging Esports Narrative Economy. *Communication & Sport* 10:2, 241-270. [[Crossref](#)]
163. Igor Shiriaev. 2022. Dynamics of Innovation Activity in the Context of the Narrative Economics Approach. *Science Management: Theory and Practice* 4:1, 84-100. [[Crossref](#)]
164. T. V. Petrenko. 2022. Changing the paradigm of the economic science under innovative development. *Russian Journal of Economics and Law* 16:1, 26-39. [[Crossref](#)]
165. Natalie Rauscher, Maren Schäfer. 2022. Leveling the playing field – Kommunikationsstrategien und Ungleichheitsnarrative des linken Diskurses im Umfeld der Demokratischen Partei der USA. *Zeitschrift für Politikwissenschaft* 32:1, 221-249. [[Crossref](#)]
166. Yuting Chen, Don Bredin, Valerio Poti, Roman Matkovskyy. 2022. COVID risk narratives: a computational linguistic approach to the econometric identification of narrative risk during a pandemic. *Digital Finance* 4:1, 17-61. [[Crossref](#)]
167. Bing Han, David Hirshleifer, Johan Walden. 2022. Social Transmission Bias and Investor Behavior. *Journal of Financial and Quantitative Analysis* 57:1, 390-412. [[Crossref](#)]
168. Amrita Narlikar. 2022. India's foreign economic policy under Modi: negotiations and narratives in the WTO and beyond. *International Politics* 59:1, 148-166. [[Crossref](#)]
169. Elena Fedorova, Sergei Druchok, Pavel Drogovoz. 2022. Impact of news sentiment and topics on IPO underpricing: US evidence. *International Journal of Accounting & Information Management* 30:1, 73-94. [[Crossref](#)]
170. Kwansoo Kim, Sang-Yong Tom Lee, Saïd Assar. 2022. The dynamics of cryptocurrency market behavior: sentiment analysis using Markov chains. *Industrial Management & Data Systems* 122:2, 365-395. [[Crossref](#)]
171. Don J. Webber, Ellen Hughes, Gail Pacheco, Glenn Parry. 2022. Investment in digital infrastructure: Why and for whom?. *REGION* 9:1, 147-163. [[Crossref](#)]
172. Zhi Zhou, Xiangming Mu, Xin Lin. 2022. Constructing economic taxonomy reflecting firm relationships based on news reports. *Data Technologies and Applications* 56:1, 132-145. [[Crossref](#)]
173. Alexandre Truc. 2022. Becoming paradigmatic: the strategic uses of narratives in behavioral economics. *The European Journal of the History of Economic Thought* 29:1, 146-168. [[Crossref](#)]
174. Leo Simon, Jinhua Zhao. The Evolution of Political Hyperbole and Polarization: Echo Chambers and Voter-Elite Feedback Loops 249-278. [[Crossref](#)]
175. Avni Önder Hanedar. Have Commodity Markets Political Nature? 171-187. [[Crossref](#)]
176. Matthias Kussin, Jan Berstermann. Maßnahmen und Instrumente 91-135. [[Crossref](#)]
177. Damiano Distante, Stefano Faralli, Steve Rittinghaus, Paolo Rosso, Nima Samsami. 2022. DomainSenticNet: An Ontology and a Methodology Enabling Domain-Aware Sentic Computing. *Cognitive Computation* 14:1, 62-77. [[Crossref](#)]

178. Kimihito Sakurai. 2022. Transformation of Market Economy beyond COVID-19: Policy Regime Change and Consequences of Clinging to Policy Narratives. *KOKUSAI KEIZAI* 73:0, 73-98. [[Crossref](#)]
179. Mercedes Esteban-Bravo, Lisbeth de las Mercedes Jimenez-Rubido, Jose Manuel Vidal-Sanz. 2022. Predicting the Virality of Fake News in the Initial Stage of Dissemination. *SSRN Electronic Journal* 54. . [[Crossref](#)]
180. Matthias Bank, Franz Insam, Jochen Lawrenz. 2022. Taste for Characteristics or Risk Factor Aversion? Evidence from Institutional Demand. *SSRN Electronic Journal* 5. . [[Crossref](#)]
181. Lena H, Ralf Metzler. 2022. Identifying the Drivers of Economic Uncertainty in China: A News-Based Approach. *SSRN Electronic Journal* 131. . [[Crossref](#)]
182. Joshua T. White, Sean Wilkoff, Serhat Yildiz. 2022. The Role of the Media in Speculative Markets: Evidence from Non-Fungible Tokens (NFTs). *SSRN Electronic Journal* 59. . [[Crossref](#)]
183. Sonja Tilly, Giacomo Livan. 2022. Predicting Market Inflation Expectations with News Topics and Sentiment. *SSRN Electronic Journal* 51. . [[Crossref](#)]
184. Alistair Macaulay. 2022. Heterogeneous Information, Subjective Model Beliefs, and the Time-Varying Transmission of Shocks. *SSRN Electronic Journal* 35. . [[Crossref](#)]
185. Zidong An, Carola Binder, Xuguang Simon Sheng. 2022. Impact of the Ukraine War on Gas Price Expectations: New Survey Evidence from Chinese Households. *SSRN Electronic Journal* 189. . [[Crossref](#)]
186. Bill Gerrard. 2022. Keynes, Ramsey and Pragmatism. *SSRN Electronic Journal* 3. . [[Crossref](#)]
187. Anja Garbely. 2022. Uncertainty Strengthens the Effects of Media Sentiment in the Stock Market. *SSRN Electronic Journal* 94. . [[Crossref](#)]
188. Chad Kendall, Constantin Charles. 2022. Causal Narratives. *SSRN Electronic Journal* 110. . [[Crossref](#)]
189. Dat Mai, Kuntara Pukthuanthong. 2022. War Risk: Time Series and Cross-sectional Evidence from the Stock and Bond Markets. *SSRN Electronic Journal* 69. . [[Crossref](#)]
190. Thomas Apolte, Julia Müller. 2022. The persistence of political myths and ideologies. *European Journal of Political Economy* 71, 102076. [[Crossref](#)]
191. Byoung-Hyoun Hwang. 2022. Empirical Social Asset Pricing. *SSRN Electronic Journal* 122. . [[Crossref](#)]
192. George M. Constantinides, Maurizio Montone, Valerio Poti, Stella N. Spilioti. 2022. Sentiment, Productivity, and Economic Growth. *SSRN Electronic Journal* 195. . [[Crossref](#)]
193. Leonardo Bursztyjn, Georgy Egorov, Ingar Haaland, Aakaash Rao, Christopher Roth. 2022. Justifying Dissent. *SSRN Electronic Journal* 128. . [[Crossref](#)]
194. William N. Goetzmann, Dasol Kim, Robert J. Shiller. 2022. Crash Narratives. *SSRN Electronic Journal* 12. . [[Crossref](#)]
195. Leonidas G. Barbopoulos, Samer Adra, Anthony Saunders. 2022. The Real Effects of Fed Information Shocks on the M&A Market. *SSRN Electronic Journal* . [[Crossref](#)]
196. Samuel G. B. Johnson, David Tuckett. 2022. Narrative expectations in financial forecasting. *Journal of Behavioral Decision Making* 35:1. . [[Crossref](#)]
197. Xiaofei Niu, Jianbiao Li, Qian Cao. 2022. Pro-cyclical Learning Asymmetry: Evidence from Financial Professionals. *SSRN Electronic Journal* 107. . [[Crossref](#)]
198. Yongmiao Hong, Fuwei Jiang, Lingchao Meng, Bowen Xue. 2022. Forecasting Inflation with Economic Narratives and Machine Learning. *SSRN Electronic Journal* 24. . [[Crossref](#)]
199. Ana Mão-de-Ferro, Stefano Ramelli. 2022. Inflation, the Corporate Greed Narrative, and the Value of Corporate Social Responsibility. *SSRN Electronic Journal* 9. . [[Crossref](#)]

200. V. V. Volchik, E. V. Fursa, A. I. Maskaev. 2021. Prospects of development of the Russian innovative system through the prism of qualitative methods. *Russian Journal of Economics and Law* **15**:4, 541-660. [[Crossref](#)]
201. Matti Sarkia. 2021. Modeling intentional agency: a neo-Gricean framework. *Synthese* **199**:3-4, 7003-7030. [[Crossref](#)]
202. John Garcia. 2021. Analyst herding and firm-level investor sentiment. *Financial Markets and Portfolio Management* **35**:4, 461-494. [[Crossref](#)]
203. Sara M. Constantino, Elke U. Weber. 2021. Decision-making under the deep uncertainty of climate change: The psychological and political agency of narratives. *Current Opinion in Psychology* **42**, 151-159. [[Crossref](#)]
204. Sonja Tilly, Giacomo Livan. 2021. Macroeconomic forecasting with statistically validated knowledge graphs. *Expert Systems with Applications* **186**, 115765. [[Crossref](#)]
205. Ching Hsu, Tina Yu, Shu-Heng Chen. 2021. Narrative economics using textual analysis of newspaper data: new insights into the U.S. Silver Purchase Act and Chinese price level in 1928–1936. *Journal of Computational Social Science* **4**:2, 761-785. [[Crossref](#)]
206. Mohammad Alomari, Abdel Razzaq Al Rababa'a, Ghaith El-Nader, Ahmad Alkhataybeh, Mobeen Ur Rehman. 2021. Examining the effects of news and media sentiments on volatility and correlation: Evidence from the UK. *The Quarterly Review of Economics and Finance* **82**, 280-297. [[Crossref](#)]
207. Lee M. Dunham, John Garcia. 2021. Measuring the effect of investor sentiment on financial distress. *Managerial Finance* **47**:12, 1834-1852. [[Crossref](#)]
208. Franziska Ploessl, Tobias Just, Lino Wehrheim. 2021. Cyclicality of real estate-related trends: topic modelling and sentiment analysis on German real estate news. *Journal of European Real Estate Research* **14**:3, 381-400. [[Crossref](#)]
209. Stelios Michalopoulos, Melanie Meng Xue. 2021. Folklore. *The Quarterly Journal of Economics* **136**:4, 1993-2046. [[Crossref](#)]
210. Roman Frydman, Nicholas Mangee, Josh Stillwagon. 2021. How Market Sentiment Drives Forecasts of Stock Returns. *Journal of Behavioral Finance* **22**:4, 351-367. [[Crossref](#)]
211. Annie Tubadji. 2021. Culture and mental health resilience in times of COVID-19. *Journal of Population Economics* **34**:4, 1219-1259. [[Crossref](#)]
212. Nicholas Mangee. How Novelty and Narratives Drive the Stock Market **82**, . [[Crossref](#)]
213. Moritz Müller, Caelesta Braun. 2021. Guiding or Following the Crowd? Strategic Communication as Reputational and Regulatory Strategy. *Journal of Public Administration Research and Theory* **31**:4, 670-686. [[Crossref](#)]
214. Luc Paugam, Hervé Stolowy, Yves Gendron. 2021. Deploying Narrative Economics to Understand Financial Market Dynamics: An Analysis of Activist Short Sellers' Rhetoric*. *Contemporary Accounting Research* **38**:3, 1809-1848. [[Crossref](#)]
215. Paul Dolan, Amanda Henwood. 2021. Five Steps Towards Avoiding Narrative Traps in Decision-Making. *Frontiers in Psychology* **12**. . [[Crossref](#)]
216. Mikko Moilanen, Stein Østbye. 2021. Doublespeak? Sustainability in the Arctic—A Text Mining Analysis of Norwegian Parliamentary Speeches. *Sustainability* **13**:16, 9397. [[Crossref](#)]
217. Christopher L. Thompson, Karl C. Alcover, Sarah W. Yip. 2021. Clinical prediction of extra-medical use of prescription pain relievers from a representative United States sample. *Preventive Medicine* **149**, 106610. [[Crossref](#)]
218. Shiyang Huang, Byoung-Hyoun Hwang, Dong Lou. 2021. The rate of communication. *Journal of Financial Economics* **141**:2, 533-550. [[Crossref](#)]

219. Sonja Tilly, Markus Ebner, Giacomo Livan. 2021. Macroeconomic forecasting through news, emotions and narrative. *Expert Systems with Applications* **175**, 114760. [[Crossref](#)]
220. Florin Aliu, Artor Nuhui, Adriana Knapkova, Ermal Lubishtani, Khang Tran. 2021. Do Cryptocurrencies Offer Diversification Benefits for Equity Portfolios?. *Studies in Business and Economics* **16**:2, 5-18. [[Crossref](#)]
221. Marian W. Moszoro. 2021. Political Cognitive Biases Effects on Fund Managers' Performance. *Journal of Behavioral Finance* **22**:3, 235-253. [[Crossref](#)]
222. Carsten Herrmann-Pillath, Luís Otávio Bau Macedo. 2021. Narratives and Economic Policy: Theoretical Explorations and the Case of Central Bank Communication in Brazil. *Journal of Contextual Economics – Schmollers Jahrbuch* **141**:3, 243-272. [[Crossref](#)]
223. Phillip W. Magness. 2021. Coining Neoliberalism: Interwar Germany and the Neglected Origins of a Pejorative Moniker. *Journal of Contextual Economics – Schmollers Jahrbuch* **141**:3, 189-214. [[Crossref](#)]
224. Annie Tubadji, Toby Denney, Don J. Webber. 2021. Cultural relativity in consumers' rates of adoption of artificial intelligence. *Economic Inquiry* **59**:3, 1234-1251. [[Crossref](#)]
225. Shikha Basnet Silwal, Charles H. Anderton, Jurgen Brauer, Christopher J. Coyne, J. Paul Dunne. The Economics of Conflict and Peace **1**, . [[Crossref](#)]
226. Christophe Boucher, Patrick Kouontchou. 2021. Quête de rendements et crise de la Covid-19 : la crise systémique fantôme. *Revue d'économie financière* N° **142**:2, 229-252. [[Crossref](#)]
227. Erol Akçay, David Hirshleifer. 2021. Social finance as cultural evolution, transmission bias, and market dynamics. *Proceedings of the National Academy of Sciences* **118**:26. . [[Crossref](#)]
228. Armenak Antinyan, Thomas Bassetti, Luca Corazzini, Filippo Pavesi. 2021. Political Narratives and the US Partisan Gender Gap. *Frontiers in Psychology* **12**. . [[Crossref](#)]
229. C. Boucher, A. Jasinski, P. Kouontchou, S. Tokpavi. 2021. Smart Alpha: active management with unstable and latent factors. *Quantitative Finance* **21**:6, 893-909. [[Crossref](#)]
230. Gian Maria Tomat. 2021. Term Spreads, Forward Rates and Yield Curve Forecasts. *Research in Economics* **75**:2, 152-163. [[Crossref](#)]
231. Natalya Sergeeva, Graham M. Winch. 2021. Project Narratives That Potentially Perform and Change the Future. *Project Management Journal* **52**:3, 264-277. [[Crossref](#)]
232. Lucy Ackert, Stefano Mazzotta. 2021. Homeownership for All: An American Narrative. *Journal of Risk and Financial Management* **14**:6, 240. [[Crossref](#)]
233. Michael V. Arnold, David Rushing Dewhurst, Thayer Alshaabi, Joshua R. Minot, Jane L. Adams, Christopher M. Danforth, Peter Sheridan Dodds. 2021. Hurricanes and hashtags: Characterizing online collective attention for natural disasters. *PLOS ONE* **16**:5, e0251762. [[Crossref](#)]
234. Jari Ojala, Pirjo Vuorenää, Anu Ojala, Mikko Hiljanen, Matti Rautiainen, Jarmo Seppälä. 2021. Keski-Suomen yritysten historiatietoisuus. *JYU Reports* 1-34. [[Crossref](#)]
235. Gideon du Rand, Ruan Erasmus, Hylton Hollander, Monique Reid, Dawie van Lill. 2021. The evolution of central bank communication as experienced by the South Africa Reserve Bank. *Economic History of Developing Regions* **36**:2, 282-312. [[Crossref](#)]
236. Bruno S. Frey. 2021. Backward-oriented economics. *Kyklos* **74**:2, 187-195. [[Crossref](#)]
237. Marcus Miller. 2021. Choosing the Narrative: the Shadow Banking Crisis in Light of Covid. *Open Economies Review* **32**:2, 291-310. [[Crossref](#)]
238. Mauro Boianovsky. 2021. Economists, scientific communities, and pandemics: An exploratory study of Brazil (1918–2020). *Economia* **22**:1, 1-18. [[Crossref](#)]
239. Stuart P. M. Mackintosh. 2021. Robert Shiller: Narrative Economics: How Stories Go Viral and Drive Major Economic Events. *Business Economics* **56**:2, 108-109. [[Crossref](#)]

240. GABRIEL VILELA RESENDE FREITAS. 2021. Narrative Economics and Behavioral Economics: contributions to the behavioral insights on post-Keynesian theory. *Brazilian Journal of Political Economy* 41:2, 372-384. [[Crossref](#)]
241. Jennifer Helgeson, Cheyney O'Fallon. 2021. Resilience Dividends and Resilience Windfalls: Narratives That Tie Disaster Resilience Co-Benefits to Long-Term Sustainability. *Sustainability* 13:8, 4554. [[Crossref](#)]
242. Donatella Baiardi, Claudio Morana. 2021. Climate change awareness: Empirical evidence for the European Union. *Energy Economics* 96, 105163. [[Crossref](#)]
243. Christoph Bertsch, Isaiah Hull, Xin Zhang. 2021. Narrative fragmentation and the business cycle. *Economics Letters* 201, 109783. [[Crossref](#)]
244. Lorán Chollete, Sharon G. Harrison. 2021. Unintended Consequences: Ambiguity Neglect and Policy Ineffectiveness. *Eastern Economic Journal* 47:2, 206-226. [[Crossref](#)]
245. R. Arazi, A. Feigel. 2021. Discontinuous transitions of social distancing in the SIR model. *Physica A: Statistical Mechanics and its Applications* 566, 125632. [[Crossref](#)]
246. C. N. Bilotft. 2021. Keynesian Metageography and Its Afterlives. *Critical Historical Studies* 8:1, 23-55. [[Crossref](#)]
247. Jesse Hoey, Neil J. MacKinnon, Tobias Schröder. 2021. Denotative and connotative management of uncertainty: A computational dual-process model. *Judgment and Decision Making* 16:2, 505-550. [[Crossref](#)]
248. . Investment: Managing the Returns Loop 197-211. [[Crossref](#)]
249. Paweł Baranowski, Wirginia Doryń, Tomasz Łyziak, Ewa Stanisławska. 2021. Words and deeds in managing expectations: Empirical evidence from an inflation targeting economy. *Economic Modelling* 95, 49-67. [[Crossref](#)]
250. Joshua Schwartzstein, Adi Sunderam. 2021. Using Models to Persuade. *American Economic Review* 111:1, 276-323. [[Abstract](#)] [[View PDF article](#)] [[PDF with links](#)]
251. Carl Christian von Weizsäcker, Hagen M. Krämer. Concluding Remarks on the Negative Natural Rate of Interest 225-245. [[Crossref](#)]
252. Felipe Valencia Caicedo. Historical Econometrics: Instrumental Variables and Regression Discontinuity Designs 179-211. [[Crossref](#)]
253. Vegard H. Larsen, Leif Anders Thorsrud, Julia Zhulanova. 2021. News-driven inflation expectations and information rigidities. *Journal of Monetary Economics* 117, 507-520. [[Crossref](#)]
254. Joachim Klement. 2021. Geo-Economics Introduction: Geopolitics for Investors. *SSRN Electronic Journal* . [[Crossref](#)]
255. Brett Campbell, Michael S. Drake, Jacob Thornock, Brady J. Twedt. 2021. Earnings Virality. *SSRN Electronic Journal* . [[Crossref](#)]
256. Kejing Chen, Jianxin Daniel Chi, Wenqi Guo. 2021. Does Transportation Infrastructure Affect Information in Financial Markets?. *SSRN Electronic Journal* 84. . [[Crossref](#)]
257. Tara M. Sinclair, Zhoudan Xie. 2021. Sentiment and uncertainty about regulation. *SSRN Electronic Journal* 60. . [[Crossref](#)]
258. John-Morgan Bezuidenhout, Gary van Vuuren. 2021. Spectral analysis and the death of value investing. *Cogent Economics & Finance* 9:1. . [[Crossref](#)]
259. Laurette Dubé, Dilip Soman, Felipe Almeida. Precision Retailing: Building Upon Design Thinking for Societal-Scale Food Convergence Innovation and Well-Being 227-245. [[Crossref](#)]
260. Michael P. Schlaile. A Case for Econometrics? Why Evolutionary Economists Should Re-evaluate the (F)utility of Memetics 33-68. [[Crossref](#)]

261. Shaun Hargreaves Heap, Karadimitropoulou Aikaterini, Levi Eugenio. 2021. Narrative based information: is it the facts or their packaging that matters?. *MUNI ECON Working Papers* :8. . [[Crossref](#)]
262. Michał Pietrzak. The Application of a Balanced Scorecard in Higher Education Institutions: A Case Study of Wuls 419–451. [[Crossref](#)]
263. Daniel Perico Ortiz. 2021. The High Frequency Impact of Economic Policy Narratives on Stock Market Uncertainty. *SSRN Electronic Journal* **203**. . [[Crossref](#)]
264. Lasse Heje Pedersen. 2021. Game On: Social Networks and Markets. *SSRN Electronic Journal* **61**. . [[Crossref](#)]
265. Michelle Hanlon, Kelvin Yeung, Luo Zuo. 2021. Behavioral Economics of Accounting: A Review of Archival Research on Individual Decision Makers. *SSRN Electronic Journal* **96**. . [[Crossref](#)]
266. Chukwuma Dim, Kevin Koerner, Marcin Wolski, Sanne Zwart. 2021. News-Implied Sovereign Default Risk. *SSRN Electronic Journal* **29**. . [[Crossref](#)]
267. Kristina Bluwstein, Marcus Buckmann, Andreas Joseph, Sujit Kapadia, Özgür Simsek. 2021. Credit Growth, the Yield Curve and Financial Crisis Prediction: Evidence from a Machine Learning Approach. *SSRN Electronic Journal* **14**. . [[Crossref](#)]
268. Bruno S. Frey, Louis Moser. 2021. The Rise and Fall of Public Choice. *SSRN Electronic Journal* **1**. . [[Crossref](#)]
269. Philippe Maupas, Luc Paugam. 2021. Regulatory Arbitrage on Narrative Steroids: The Case of SPACs. *SSRN Electronic Journal* **64**. . [[Crossref](#)]
270. Elliott Ash, Sharun Mukand, Dani Rodrik. 2021. Economic Interests, Worldviews and Identities: Theory and Evidence on Ideational Politics. *SSRN Electronic Journal* **3**. . [[Crossref](#)]
271. David A. Hirshleifer, Andrew W. Lo, Ruixun Zhang. 2021. Social Contagion and the Survival of Diverse Investment Styles. *SSRN Electronic Journal* . [[Crossref](#)]
272. Samuel G.B. Johnson, Max Rodrigues, David Tuckett. 2021. Moral tribalism and its discontents: How intuitive theories of ethics shape consumers' deference to experts. *Journal of Behavioral Decision Making* **34**:1, 47–65. [[Crossref](#)]
273. Panayiotis C. Andreou, Neophytos Lambertides, Marina Magidou. 2021. Stock Price Crash Risk and the Managerial Rhetoric Channel: Evidence from Narrative R&D Disclosure. *SSRN Electronic Journal* **55**. . [[Crossref](#)]
274. Dor Morag, George F. Loewenstein. 2021. Narratives and Valuations. *SSRN Electronic Journal* **8**. . [[Crossref](#)]
275. Shehub Hasan, Alok Kumar, Richard Taffler. 2021. Anxiety, Excitement, and Asset Prices. *SSRN Electronic Journal* **29**. . [[Crossref](#)]
276. Kfir Eliaz, Ran Spiegler. 2020. A Model of Competing Narratives. *American Economic Review* **110**:12, 3786–3816. [[Abstract](#)] [[View PDF article](#)] [[PDF with links](#)]
277. Kenneth Button, Hailey Frye, David Reaves. 2020. Economic regulation and E-scooter networks in the USA. *Research in Transportation Economics* **84**, 100973. [[Crossref](#)]
278. Simon Gluzman. 2020. Nonlinear Approximations to Critical and Relaxation Processes. *Axioms* **9**:4, 126. [[Crossref](#)]
279. Michael Jakob, William F. Lamb, Jan Christoph Steckel, Christian Flachsland, Ottmar Edenhofer. 2020. Understanding different perspectives on economic growth and climate policy. *WIREs Climate Change* **11**:6. . [[Crossref](#)]

280. Johannes von Bloh, Tom Broekel, Burcu Özgun, Rolf Sternberg. 2020. New(s) data for entrepreneurship research? An innovative approach to use Big Data on media coverage. *Small Business Economics* 55:3, 673-694. [[Crossref](#)]
281. Alan J. Hanna, John D. Turner, Clive B. Walker. 2020. News media and investor sentiment during bull and bear markets. *The European Journal of Finance* 26:14, 1377-1395. [[Crossref](#)]
282. Marianne Johnson. 2020. Where Economics Went Wrong: A Review Essay. *Journal of Economic Literature* 58:3, 749-776. [[Abstract](#)] [[View PDF article](#)] [[PDF with links](#)]
283. Laura Nowzohour, Livio Stracca. 2020. MORE THAN A FEELING: CONFIDENCE, UNCERTAINTY, AND MACROECONOMIC FLUCTUATIONS. *Journal of Economic Surveys* 34:4, 691-726. [[Crossref](#)]
284. Hyun-U Sohn, Didier Sornette. 2020. Rational Belief Bubbles. *Frontiers in Physics* 8. . [[Crossref](#)]
285. Paul Manning, Peter Stokes, Shlomo Yedidia Tarba, Peter Rodgers. 2020. Entrepreneurial stories, narratives and reading – Their role in building entrepreneurial being and behaviour. *The International Journal of Entrepreneurship and Innovation* 21:3, 178-190. [[Crossref](#)]
286. DAVID HIRSHLEIFER. 2020. Presidential Address: Social Transmission Bias in Economics and Finance. *The Journal of Finance* 75:4, 1779-1831. [[Crossref](#)]
287. Robert J. Shiller. 2020. Popular economic narratives advancing the longest U.S. expansion 2009–2019. *Journal of Policy Modeling* 42:4, 791-798. [[Crossref](#)]
288. Iiro P. Jääskeläinen, Vasily Klucharev, Ksenia Panidi, Anna N. Shestakova. 2020. Neural Processing of Narratives: From Individual Processing to Viral Propagation. *Frontiers in Human Neuroscience* 14. . [[Crossref](#)]
289. George A. Akerlof. 2020. Sins of Omission and the Practice of Economics. *Journal of Economic Literature* 58:2, 405-418. [[Abstract](#)] [[View PDF article](#)] [[PDF with links](#)]
290. Eduardo Pol. 2020. Porter model of economic development at the back of an envelope. *Australian Economic Papers* 59:2, 88-101. [[Crossref](#)]
291. Stefan Kirchner, Wenzel Matiaske. 2020. Plattformökonomie und Arbeitsbeziehungen – Digitalisierung zwischen imaginerter Zukunft und empirischer Gegenwart. *Industrielle Beziehungen. Zeitschrift für Arbeit, Organisation und Management* 27:2-2020, 105-119. [[Crossref](#)]
292. Roman Frydman, Nicholas Mangee. 2020. How Market Sentiment Drives Forecasts of Stock Returns. *Institute for New Economic Thinking Working Paper Series* 1-42. [[Crossref](#)]
293. Robert Gibbons, Laurence Prusak. 2020. Knowledge, Stories, and Culture in Organizations. *AEA Papers and Proceedings* 110, 187-192. [[Abstract](#)] [[View PDF article](#)] [[PDF with links](#)]
294. Rafael Di Tella, Dani Rodrik. 2020. Labour Market Shocks and the Demand for Trade Protection: Evidence from Online Surveys. *The Economic Journal* 130:628, 1008-1030. [[Crossref](#)]
295. . Introduction 1-31. [[Crossref](#)]
296. Joan Costa-Font, Gilberto Turati, Alberto Batinti. The Political Economy of Health and Healthcare 389, . [[Crossref](#)]
297. Federico Guglielmo Morelli, Michael Benzaquen, Marco Tarzia, Jean-Philippe Bouchaud. 2020. Confidence collapse in a multihousehold, self-reflexive DSGE model. *Proceedings of the National Academy of Sciences* 117:17, 9244-9249. [[Crossref](#)]
298. Vitaly L. Tambovtsev. 2020. Narrative analysis in economics as climbing complexity. *Voprosy Ekonomiki* :4, 5-30. [[Crossref](#)]
299. Angelo Antoci, Guido Ferilli, Paolo Russu, Pier Luigi Sacco. 2020. Rational populists: the social consequences of shared narratives. *Journal of Evolutionary Economics* 30:2, 479-506. [[Crossref](#)]

300. Pier Luigi Sacco. 2020. 'There are more things in heaven and earth...' A 'narrative turn' in economics?. *Journal of Cultural Economics* 44:1, 173-183. [[Crossref](#)]
301. Evelyn L. Forget. 2020. 2018 HES PRESIDENTIAL ADDRESS: FOLK WISDOM IN ECONOMICS. *Journal of the History of Economic Thought* 42:1, 1-18. [[Crossref](#)]
302. CALEB WELLUM. 2020. Energizing Finance: The Energy Crisis, Oil Futures, and Neoliberal Narratives. *Enterprise & Society* 21:1, 2-37. [[Crossref](#)]
303. Arnd Kölling. 2020. Long-run Asymmetries in Labor Demand: Estimating Wage Elasticities of Labor Demand Using a Fractional Panel Probit Model. *LABOUR* 34:1, 26-47. [[Crossref](#)]
304. S.Yu. Bogatyrev. 2020. The behavioral valuation apparatus. *Finance and Credit* 26:2, 257-269. [[Crossref](#)]
305. Florian Kaiser, Robert Obermaier. 2020. Vertical (Dis-)Integration and Firm Performance: A Management Paradigm Revisited. *Schmalenbach Business Review* 72:1, 1-37. [[Crossref](#)]
306. Oscar Barrera, Sergei Guriev, Emeric Henry, Ekaterina Zhuravskaya. 2020. Facts, alternative facts, and fact checking in times of post-truth politics. *Journal of Public Economics* 182, 104123. [[Crossref](#)]
307. Piotr Jaworski. 2020. Wpływ pandemii COVID-19 na główne indeksy giełdowe na świecie. *Zarządzanie Mediami* 9:1, 157-172. [[Crossref](#)]
308. Jacques-Henri Coste, Vincent Dussol. The Fictions of American Capitalism: An Introduction 1-34. [[Crossref](#)]
309. Jorge Eduardo Fernandez-Pol, Charles Harvie. A Bird's-eye View of the Economy and Economics 1-25. [[Crossref](#)]
310. Shu-Heng Chen. Digital humanities and the digital economy 359-383. [[Crossref](#)]
311. Fangzhou Xie. 2020. Wasserstein Index Generation Model: Automatic generation of time-series index with application to Economic Policy Uncertainty. *Economics Letters* 186, 108874. [[Crossref](#)]
312. Andrés Azqueta-Gavaldón. 2020. Causal inference between cryptocurrency narratives and prices: Evidence from a complex dynamic ecosystem. *Physica A: Statistical Mechanics and its Applications* 537, 122574. [[Crossref](#)]
313. Pavlo Illiashenko, Laivi Laidroo. 2020. National culture and bank risk-taking: Contradictory case of individualism. *Research in International Business and Finance* 51, 101069. [[Crossref](#)]
314. Donatella Baiardi, Claudio Morana. 2020. Climate Change Awareness: Empirical Evidence for the European Union. *SSRN Electronic Journal* 151. . [[Crossref](#)]
315. Christopher Sutherland. 2020. Forward Guidance and Expectation Formation: Cross-Country Evidence from Survey Data. *SSRN Electronic Journal* 88. . [[Crossref](#)]
316. David A. Hirshleifer. 2020. Presidential Address: Social Transmission Bias in Economics and Finance. *SSRN Electronic Journal* . [[Crossref](#)]
317. Jerry T. Parwada. 2020. The Scientific Value of Finance After the Crisis. *SSRN Electronic Journal* 49. . [[Crossref](#)]
318. Peter H. Huang. 2020. Put More Women in Charge and Other Leadership Lessons from COVID-19. *SSRN Electronic Journal* . [[Crossref](#)]
319. Erol Akcay, David A. Hirshleifer. 2020. New Evolutionary Finance: Social Transmission Bias and Cultural Evolution in Financial Markets. *SSRN Electronic Journal* 192. . [[Crossref](#)]
320. Steve Heinke, Adrian Leuenberger, Jörg Rieskamp. 2020. This Time Is Different: On Similarity and Risk Taking After Experienced Gains and Losses. *SSRN Electronic Journal* . [[Crossref](#)]
321. Mauro Boianovsky. 2020. Economists, Scientific Communities, and Pandemics: An Exploratory Study of Brazil(1918-2020). *SSRN Electronic Journal* 29. . [[Crossref](#)]

322. Lin Peng, Siew Hong Teoh, Yakun Wang, Jiawen Yan. 2020. Face Value: Trait Inference, Performance Characteristics, and Market Outcomes for Financial Analysts. *SSRN Electronic Journal* **69**. . [[Crossref](#)]
323. Daniel Borup, Jorge Hansen, Benjamin Liengaard, Erik Christian Montes Schütte. 2020. Tell Me a Story: Quantifying Economic Narratives and Their Role during COVID-19. *SSRN Electronic Journal* . [[Crossref](#)]
324. Steven A. Sharpe, Nitish R. Sinha, Christopher A. Hollrah. 2020. The Power of Narratives in Economic Forecasts. *Finance and Economics Discussion Series* **2020:001**. . [[Crossref](#)]
325. Daniel Levy, Tamir Mayer, Alon Raviv. 2020. Academic Scholarship in Light of the 2008 Financial Crisis: Textual Analysis of NBER Working Papers. *SSRN Electronic Journal* **25**. . [[Crossref](#)]
326. Zhongchen Hu. 2020. Salience and Households' Flood Insurance Decisions. *SSRN Electronic Journal* **126**. . [[Crossref](#)]
327. Matthias Lang. 2020. Mechanism Design with Narratives. *SSRN Electronic Journal* **73**. . [[Crossref](#)]
328. Jie He, Han Xia, Yabo Zhao. 2020. 'Pump and Dump' through Media Tone: The Role of Cross-Blockholders in Corporate Litigation. *SSRN Electronic Journal* **24**. . [[Crossref](#)]
329. Marie Claire Villevall. 2019. Comportements (non) éthiques et stratégies morales. *Revue économique* **Vol. 70:6**, 1021-1046. [[Crossref](#)]
330. Othmar M. Lehner, Theresia Harrer. 2019. Accounting for economic sustainability: environmental, social and governance perspectives. *Journal of Applied Accounting Research* **20:4**, 365-371. [[Crossref](#)]
331. Othmar M. Lehner, Theresia Harrer, Madeleine Quast. 2019. Building institutional legitimacy in impact investing. *Journal of Applied Accounting Research* **20:4**, 416-438. [[Crossref](#)]
332. Prasanna Gai, Sujit Kapadia. 2019. Networks and systemic risk in the financial system. *Oxford Review of Economic Policy* **35:4**, 586-613. [[Crossref](#)]
333. Pavlo Illiashenko. 2019. "Tough Guy" vs. "Cushion" hypothesis: How does individualism affect risk-taking?. *Journal of Behavioral and Experimental Finance* **24**, 100212. [[Crossref](#)]
334. Bodo Herzog. 2019. Optimal policy under uncertainty and rational inattention. *Research in International Business and Finance* **50**, 444-449. [[Crossref](#)]
335. Stephen Hansen, Michael McMahon, Matthew Tong. 2019. The long-run information effect of central bank communication. *Journal of Monetary Economics* **108**, 185-202. [[Crossref](#)]
336. Lukas Linsi, Florian Schaffner. 2019. When do Heuristics Matter in Global Capital Markets? The Case of the BRIC Acronym. *New Political Economy* **24:6**, 851-872. [[Crossref](#)]
337. Paul Crosthwaite, Peter Knight, Nicky Marsh. 2019. The Economic Humanities and the History of Financial Advice. *American Literary History* **31:4**, 661-686. [[Crossref](#)]
338. Matt Seybold. 2019. Economics and American Literary Studies in the New Gilded Age, or Why Study the History of Bad Predictions and Worse Rationalizations?. *American Literary History* **31:4**, 587-595. [[Crossref](#)]
339. Tomasz Koczewski, Iana Okhrimenko. 2019. Can homo economicus be an altruist? A classroom experimental method. *International Review of Economics Education* **32**, 100167. [[Crossref](#)]
340. Michael Lounsbury, Joel Gehman, Mary Ann Glynn. 2019. Beyond Homo Entrepreneurus : Judgment and the Theory of Cultural Entrepreneurship. *Journal of Management Studies* **56:6**, 1214-1236. [[Crossref](#)]
341. Charles W. Calomiris, Harry Mamaysky. 2019. How news and its context drive risk and returns around the world. *Journal of Financial Economics* **133:2**, 299-336. [[Crossref](#)]
342. Philip T Roundy, Mark A Bayer. 2019. Entrepreneurial ecosystem narratives and the micro-foundations of regional entrepreneurship. *The International Journal of Entrepreneurship and Innovation* **20:3**, 194-208. [[Crossref](#)]

343. EDWARD HALIM, YOHANES E. RIYANTO, NILANJAN ROY. 2019. Costly Information Acquisition, Social Networks, and Asset Prices: Experimental Evidence. *The Journal of Finance* 74:4, 1975-2010. [[Crossref](#)]
344. Renee A. Irvin. 2019. How Slogans Curate Public Opinion: Hard Lessons from Lakoff and the Linguists. *Public Integrity* 21:4, 433-447. [[Crossref](#)]
345. Vivek Anand Asokan, Masaru Yarime, Motoharu Onuki. 2019. Bridging practices, institutions, and landscapes through a scale-based approach for research and practice: A case study of a business association in South India. *Ecological Economics* 160, 240-250. [[Crossref](#)]
346. Robert J. Shiller. 2019. Narratives about technology-induced job degradation then and now. *Journal of Policy Modeling* 41:3, 477-488. [[Crossref](#)]
347. Kim Moeller, Sveinung Sandberg. 2019. Putting a price on drugs: An economic sociological study of price formation in illegal drug markets. *Criminology* 57:2, 289-313. [[Crossref](#)]
348. Dov Fischer, Hershey H. Friedman. 2019. Tone-at-the-Top Lessons from Abrahamic Justice. *Journal of Business Ethics* 156:1, 209-225. [[Crossref](#)]
349. Michael Lounsbury, Mary Ann Glynn. *Cultural Entrepreneurship* 21, . [[Crossref](#)]
350. . References 179-204. [[Crossref](#)]
351. Pamfili Antipa, Vincent Bignon. 2019. Whither Economic History? Between Narratives and Quantification. *Revue de l'OFCE* N° 157:3, 17-36. [[Crossref](#)]
352. Philip T. Roundy. 2019. Rust belt or revitalization: competing narratives in entrepreneurial ecosystems. *Management Research Review* 42:1, 102-121. [[Crossref](#)]
353. Farhad Gohardani, Zahra Tizro. Introduction 1-24. [[Crossref](#)]
354. Carl Christian von Weizsäcker, Hagen Krämer. Abschließende Bemerkungen zum negativen natürlichen Zins 231-246. [[Crossref](#)]
355. Andres Algaba, David Ardia, Keven Bluteau, Samuel Borms, Kris Boudt. 2019. Econometrics Meets Sentiment: An Overview of Methodology and Applications. *SSRN Electronic Journal* . [[Crossref](#)]
356. Cristina Bicchieri, Eugen Dimant, Silvia Sonderegger. 2019. It's Not A Lie If You Believe It: Lying and Belief Distortion Under Norm-Uncertainty. *SSRN Electronic Journal* 113. . [[Crossref](#)]
357. Roman Frydman, Soren Johansen, Anders Rahbek, Morten Tabor. 2019. The Knightian Uncertainty Hypothesis: Unforeseeable Change and Muth's Consistency Constraint in Modeling Aggregate Outcomes. *SSRN Electronic Journal* . [[Crossref](#)]
358. Robert J. Shiller. 2019. Narratives About Technology-Induced Job Degradation Then and Now. *SSRN Electronic Journal* . [[Crossref](#)]
359. John Haracz. 2019. Neuroeconomics of Asset-Price Bubbles: Neuroimaging and Digital Technology for the Prediction and Prevention of Major Bubbles. *SSRN Electronic Journal* 69. . [[Crossref](#)]
360. Teppo Felin, Mia Felin. 2019. Seeking Rationality: \$500 Bills and Perceptual Obviousness. *SSRN Electronic Journal* . [[Crossref](#)]
361. Jia Li, Yun Chen, Yan Shen, Zhuo Huang, Jingyi Wang. 2019. Measuring China's Stock Market Sentiment. *SSRN Electronic Journal* . [[Crossref](#)]
362. Anselm Küsters. 2019. In Search of Ordoliberalism: Evidence from the Annual Reports of the German Council of Economic Experts, 1964-2017. *SSRN Electronic Journal* . [[Crossref](#)]
363. Salim Baz, Lara Cathcart, Alexander Michaelides. 2019. Media and Business-Cycle Predictability. *SSRN Electronic Journal* . [[Crossref](#)]
364. Karen Jeffrey. 2019. Automation and the Future of Work: How Rhetoric Shapes the Response in Policy Preferences. *SSRN Electronic Journal* . [[Crossref](#)]

365. Samuel G.B. Johnson. 2019. Toward a cognitive science of markets: economic agents as sense-makers. *Economics: The Open-Access, Open-Assessment E-Journal* . [[Crossref](#)]
366. Maria Teresa Bosch Badia, Joan Montllor-Serrats, Maria-Antonia Tarrazon-Rodon. Financial Education, Literary Fiction, and Corporate Social Responsibility 135-153. [[Crossref](#)]
367. David Ardia, Keven Bluteau, Kris Boudt. 2019. Abnormal Media Tone, Returns, and Earnings Announcements. *SSRN Electronic Journal* **37**. . [[Crossref](#)]
368. Minna Martikainen, Antti Miihkinen, Luke Watson. 2019. Board Characteristics and Disclosure Tone. *SSRN Electronic Journal* **48**. . [[Crossref](#)]
369. Brendan Markey-Towler. 2019. The New Microeconomics: A Psychological, Institutional, and Evolutionary Paradigm with Neoclassical Economics as a Special Case. *The American Journal of Economics and Sociology* **78**:1, 95-135. [[Crossref](#)]
370. Audra Boone, Austin Starkweather, Joshua T. White. 2019. Spinning the CEO Pay Ratio Disclosure. *SSRN Electronic Journal* **29**. . [[Crossref](#)]
371. Katrin Gödker, Peiran Jiao, Paul Smeets. 2019. Investor Memory. *SSRN Electronic Journal* **14**. . [[Crossref](#)]
372. Yuecheng Jia, Yangru Wu, Shu Yan. 2019. Information Spillovers and Predictable Currency Returns: An Analysis via Machine Learning. *SSRN Electronic Journal* **115**. . [[Crossref](#)]
373. Dorian Jullien. Under Risk, Over Time, Regarding Other People: Language and Rationality within Three Dimensions 119-155. [[Crossref](#)]
374. Tanya Araújo, Elsa Fontainha. 2018. Are scientific memes inherited differently from gendered authorship?. *Scientometrics* **117**:2, 953-972. [[Crossref](#)]
375. Henrik Müller, Gerret von Nordheim, Karin Boczek, Lars Koppers, Jörg Rahnenführer. 2018. Der Wert der Worte – Wie digitale Methoden helfen, Kommunikations- und Wirtschaftswissenschaft zu verknüpfen. *Publizistik* **63**:4, 557-582. [[Crossref](#)]
376. Roger E. A. Farmer. 2018. The End of Alchemy by Mervyn King: A Review Essay. *Journal of Economic Literature* **56**:3, 1102-1118. [[Abstract](#)] [[View PDF article](#)] [[PDF with links](#)]
377. Moshe Justman. 2018. Randomized controlled trials informing public policy: Lessons from project STAR and class size reduction. *European Journal of Political Economy* **54**, 167-174. [[Crossref](#)]
378. Katrin Gödker, Lasse Mertins. 2018. CSR Disclosure and Investor Behavior: A Proposed Framework and Research Agenda. *Behavioral Research in Accounting* **30**:2, 37-53. [[Crossref](#)]
379. Niamh M. Brennan, Doris M. Merkl-Davies. 2018. Do firms effectively communicate with financial stakeholders? A conceptual model of corporate communication in a capital market context. *Accounting and Business Research* **48**:5, 553-577. [[Crossref](#)]
380. A. Antoci, N. Bellanca, G. Galdi. 2018. At the relational crossroads: Narrative Selection, Contamination, Biodiversity in Trans-Local Contexts. *Journal of Economic Behavior & Organization* **150**, 98-113. [[Crossref](#)]
381. Mark K. McBeth, Robert J. Tokle, Susan Schaefer. 2018. Media Narratives Versus Evidence in Economic Policy Making: The 2008-2009 Financial Crisis*. *Social Science Quarterly* **99**:2, 791-806. [[Crossref](#)]
382. Andrew Haldane, Michael McMahon. 2018. Central Bank Communications and the General Public. *AEA Papers and Proceedings* **108**, 578-583. [[Abstract](#)] [[View PDF article](#)] [[PDF with links](#)]
383. Gabriel Mathy, Herman Stekler. 2018. Was the deflation of the depression anticipated? An inference using real-time data. *Journal of Economic Methodology* **25**:2, 117-125. [[Crossref](#)]

384. Roman Frydman, Joshua R. Stillwagon. 2018. Fundamental factors and extrapolation in stock-market expectations: The central role of structural change. *Journal of Economic Behavior & Organization* **148**, 189-198. [[Crossref](#)]
385. Rüdiger Fahlenbrach, Robert Prilmeier, René M. Stulz. 2018. Why Does Fast Loan Growth Predict Poor Performance for Banks?. *The Review of Financial Studies* **31**:3, 1014-1063. [[Crossref](#)]
386. Pamfili Antipa, Vincent Bignon. 2018. Où en est l'histoire économique ? Entre narration et quantification. *Revue de l'OFCE* N° **153**:4, 19-41. [[Crossref](#)]
387. Sergio Paba, Giovanni Solinas. In Favour of Machines (But Not Forgetting the Workers): Some Considerations on the Fourth Industrial Revolution 39-63. [[Crossref](#)]
388. Shu-Heng Chen, Tina Yu. Big Data in Computational Social Sciences and Humanities: An Introduction 1-25. [[Crossref](#)]
389. Alberto Acerbi, Pier Luigi Sacco. 2018. Folk-economic beliefs as “evidential fiction”: Putting the economic public discourse back on track. *Behavioral and Brain Sciences* **41**. . [[Crossref](#)]
390. Marian mname Moszoro, Michael mname Bykhovsky. 2018. Political Cognitive Biases Effects on Fund Managers' Performance. *SSRN Electronic Journal* . [[Crossref](#)]
391. Dorian Jullien, Nicolas Vallois. 2018. Under Risk, Over Time, Regarding Other People: Language and Rationality within Three Dimensions. *SSRN Electronic Journal* **138**. . [[Crossref](#)]
392. Vegard Larsen, Leif Anders Thorsrud. 2018. Business Cycle Narratives. *SSRN Electronic Journal* . [[Crossref](#)]
393. H. Sohn, Didier Sornette. 2018. Rational Belief Bubbles. *SSRN Electronic Journal* . [[Crossref](#)]
394. Samuel Johnson, Max Rodrigues, David Tuckett. 2018. Cultural Values Guide Consumers' Deference to Experts. *SSRN Electronic Journal* . [[Crossref](#)]
395. Enwei Zhu, Jing Wu, Hongyu Liu, Keyang Li. 2018. A Sentiment Index of the Housing Market: Text Mining of Narratives on Social Media. *SSRN Electronic Journal* . [[Crossref](#)]
396. Byoung-Hyoun Hwang, Hugh Hoikwang Kim, Kai Wu. 2018. 'Form' and 'Function' in the Social Sciences. *SSRN Electronic Journal* . [[Crossref](#)]
397. Samuel Johnson. 2018. Toward a Cognitive Science of Markets: Economic Agents As Sense-Makers. *SSRN Electronic Journal* . [[Crossref](#)]
398. Eva Janssens, Robin L. Lumsdaine, Sebastiaan H.L.C.G. Vermeulen. 2018. An Epidemiological Model of Crisis Spread Across Sectors in the United States. *SSRN Electronic Journal* **80**. . [[Crossref](#)]
399. Jae Hyoung Kim, Elizabeth Hoffman. 2018. Contrast Effects in Investment and Financing Decisions. *SSRN Electronic Journal* **101**. . [[Crossref](#)]
400. Konstantinos Giannakas, Murray Fulton, Tala Awada. 2017. Hiring leaders: Inference and disagreement about the best person for the job. *Palgrave Communications* **3**:1. . [[Crossref](#)]
401. Michael McMahon. 2017. “Sound Finances”: Strategy or Soundbite. *National Institute Economic Review* **241**, R13-R32. [[Crossref](#)]
402. Roman Frydman, Soren Johansen, Anders Rahbek, Morten Nyboe Tabor. 2017. The Qualitative Expectations Hypothesis: Model Ambiguity, Consistent Representations of Market Forecasts, and Sentiment. *SSRN Electronic Journal* . [[Crossref](#)]
403. Samuel Johnson, David Tuckett. 2017. Narrative Decision-Making in Investment Choices: How Investors Use News About Company Performance. *SSRN Electronic Journal* **8**. . [[Crossref](#)]
404. Bing Han, David A. Hirshleifer, Johan Walden. 2017. Social Transmission Bias and Investor Behavior. *SSRN Electronic Journal* . [[Crossref](#)]
405. Maria Maslova. 2017. Revisiting Tourism Experience in the Experience Economy: Sociological and Psychological Perspectives. *SSRN Electronic Journal* . [[Crossref](#)]

406. Armenak Antinyan, Luca Corazzini, Elena D'Agostino, Filippo Pavesi. 2017. Watch Your Words: An Experimental Study on Communication and the Opportunity Cost of Delegation. *SSRN Electronic Journal* 4. . [[Crossref](#)]
407. Oscar David Barrera Rodriguez, Sergei M. Guriev, Emeric Henry, Ekaterina Zhuravskaya. 2017. Facts, Alternative Facts, and Fact Checking in Times of Post-Truth Politics. *SSRN Electronic Journal* 130. . [[Crossref](#)]
408. Edward Halim, Yohanes E. Riyanto, Nilanjan Roy. 2017. Costly Information Acquisition, Social Networks and Asset Prices: Experimental Evidence. *SSRN Electronic Journal* 33. . [[Crossref](#)]
409. Marian W. Moszoro, Michael Bykhovsky. 2016. Political Cognitive Biases Effects on Fund Managers' Performance. *SSRN Electronic Journal* . [[Crossref](#)]
410. Bing Han, David A. Hirshleifer. 2015. Social Transmission Bias and Active Investing. *SSRN Electronic Journal* . [[Crossref](#)]
411. Michael J. Smith. 2010. Geeksplotation: Optimism and Monitoring-Aversion in Agency Relationships. *SSRN Electronic Journal* 105. . [[Crossref](#)]