
*Interest Reductions in the Politico-Financial
Nexus of Eighteenth-Century England*

CHRISTOPHE CHAMLEY

In the 1730s and 1750s the English government proposed to refinance the redeemable debt by “lowering the interest rate.” In the ensuing coordination game among creditors, large investors like the Bank of England could block the policy change by demanding cash. Using 4 percent and 3 percent annuities prices to analyze market expectations, this article studies two refinancing episodes with very different fates. Lord Barnard failed in 1737 because his terms were too strict and financial agents induced a temporary market crash. Lord Pelham succeeded in 1750 because his better terms fit market prices, and interest rates had fallen much faster than expected.

A central issue for debt management by countries involved in Abelliose international competition is to lower borrowing costs and increase future loans capacity by refinancing the debt after a war at a lower interest rate. The English were the first to implement interest reductions in a well-functioning capital market whose prices embodied investors’ expectations.¹ In the eighteenth century, when debt capacity was a key factor in the struggle against France, England used the

The Journal of Economic History, Vol. 71, No. 3 (September 2011). © The Economic History Association. All rights reserved. ISSN 0022-0507.

Christophe Chamley is Professor, Department of Economics, Boston University, 270 Bay State Road, Boston, MA 02215; and Directeur d’Etudes (EHESS), Paris School of Economics, Ecole Normale Supérieure, 48 bd Jourdan, 75014 Paris, France. E-mail: chamley@bu.edu.

Gilles Postel-Vinay provided the indispensable encouragements and stimulating discussions. I benefited from the comments provided by participants of the Oxford Finance Summer Symposium, the 2009 summer school on “Finance, Institutions and History” at the Università di Ca’ Foscari, a seminar at the University of St. Andrews, and by students in my undergraduate course on the history of public finances at Boston University. Lee Cholmondy provided the research assistance.

¹ Large interest reductions on redeemable government perpetual annuities was a standard practice in Castile, in the fifteenth century, and in 1577 and 1598, where investors were already given the choice between cash refund and interest reduction. The choice was actually between a cash refund of the face value and payment for an increase of the face value of the annuity for the same annual income (*crecimiento*) and can be viewed as a commitment device. The absence of a centralized market at the time may have obscured this innovation. See Álvarez-Nogal and Chamley, “Debt Policy.”

relations among Parliament, financiers, and its centralized capital market to perfect the method of “lowering the interest rate,” which set a standard for later transformations of the debt from high to low interest rate. France, by contrast, which had started using a similar method in the late seventeenth century, abandoned it in the eighteenth century and subsequently faced higher borrowing costs.

In England, during the period of peace that followed the wars with Louis XIV, the long-term interest rate decreased gradually from 8 percent in 1710 to 3 percent in the mid-1730s.² After 1715 refinancing the debt at a lower cost was a policy priority. England did not rely, by and large, on short-term loans that could be refinanced at a lower rate after the war. The securitization of sovereign debt at the beginning of the century had led to the acceptance of sovereign debt restructuring.³ Most of England debts in the first half of the eighteenth century were annuities that paid a fixed income per year and were redeemable: the borrower (the government) was legally entitled to repay the loan at any time.

If the market had been perfect, the government would just have issued new loans at a lower rate and paid the high rate loans off. However, floating of large loans entailed significant costs, as for initial public offerings (IPOs) today.⁴ As Peter Dickson showed, the government could not float these loans without the intermediation of financial agents and large financial institutions.⁵ Since in the end the holders of old annuities would hold the new ones, it was more efficient to just lower the interest rate on the old annuities than to go through the expense of issuing new ones and paying off the old ones. But it was critical that the lenders accept the interest reduction: Thus holders of old annuities had to be given the option of refusing the reduction and receiving the principal of their annuities in cash.

The context created a coordination game. If only a small fraction of annuity holders rejected the reduction and chose the cash payment instead, the government could raise a relatively small loan and pay them off. That is what occurred in 1750 after Lord Pelham reduced all the 4 percent annuities to 3 percent. But if holders of a substantial part of the annuities elected the cash payment, the government could not finance

² This period of “financial revolution” has been the focus of a number of works (Dickson, *Financial Revolution*; Stasavage, *Public Debt* and “Partisan Politics”; and Sussman and Yafeh, “Constitutions and Commitment”).

³ Quinn, “Securitization.”

⁴ Chen and Ritter, “Seven Percent Solution,” and Abrahamson et al., “Why Don’t U.S. Issuers,” report and discuss the high levels of the margins for current IPO issues in the United States.

that payment through a large new loan, the interest reduction would fail and the holders of annuities would keep earning the high interest rate. This risk was quite real because financial institutions like the Bank of England⁶ and the South Sea Company, which controlled directly or indirectly a large quantity of annuities, could lead the coordination of a large number of debt holders.

The government could not simply start the subscription for an interest reduction and then wait to see how many of its creditors accepted the reduction. The cost of failure would have been too high. The lobbies of old annuities and of the interest reduction policy measured their respective powers when such matters came up for debate in Parliament. If enough opponents to reduction seemed to be able to coordinate, renegotiation was abandoned. That is what occurred in 1737 when Lord Barnard first attempted to reduce interest rates. In 1750 Pelham succeeded; aware of Barnard's failure, he offered better incentives for holders of old annuities to accept the interest reduction.

We will see that Barnard also failed because the terms of his interest reduction were far off the market expectations. Investors took into account the possible redemption of 4 percent annuities, both from budget surpluses and from an interest reduction.⁷ Indeed the 4 percent annuity always traded well below 4/3 of the 3 percent annuity price. The difference between the two annuities is the additional payment of L 1 per year for the 4 percent annuity. The price difference between the two annuities thus embodies the market expectations about the length of time this additional payment will be made before the annuity is redeemed. In 1737 the market did not expect a proximate redemption: the 4 percent and 3 percent annuities traded at 112 and 106, respectively, with a difference of 6. Barnard effectively proposed a straight conversion into 3 percent annuities (with the option of the refund at the par of L 100). Had they accepted Barnard's offer, owners of the 4 percent annuities would have suffered a capital loss of 6 percent from one day to the next. They had a powerful incentive to coordinate and oppose the plan. In 1749 Pelham proposed a plan that included an additional payment of about 4

⁶ The Bank of England has often been presented as a guardian of the commitment by the government as it provided market power to individual debt holders against potential defaults by the government. The Bank of England did indeed use this market power in its cartel with the other two large companies, the East India and the South Sea Company, to extract an interest income that was in excess of the strict terms of the loan contract.

⁷ Investors in eighteenth-century England were well aware of the impact of options on market prices, as shown for East India bonds by Marco and Vam Malle-Sabouret, "East India Bonds."

that covered the price difference between the high and low interest annuities. Holders of the old annuity did not suffer a capital loss.⁸

Market expectations were therefore critical for the success of an interest reduction in order to prevent a capital loss on the old annuities that would induce investors to coordinate in making the policy fail. The main purpose of this article is to analyze these expectations in relation to the interest reductions using the daily market prices of the 4 percent and the 3 percent annuities.

Pelham took advantage of the large amount of new loans that were issued in the War of the Austrian Succession (1743–1748). These are described in detail. The cost of borrowing depends on the redeemability of the annuities and is computed in that section. It is lower than the value obtained by standard accounting.⁹

The interest reduction of Pelham in 1749 is presented in **Section 4**. The critical market expectations are analyzed in **Section 5**. The market expectations about the interest reduction of Pelham in 1749 are analyzed using the market prices of the 3 percent and the 4 percent annuities. One can make two propositions: (1) There was a close agreement between the market expectations about the terms of the interest reduction and the actual terms in Pelham's plan and; (2) The market significantly underestimated the speed at which interest rates would decrease after the war and therefore overestimated the length of time until the interest reduction.

These two propositions are supported by a quantitative analysis. We first establish that the lower bound for the market's expectation of the mean time until the interest reduction was well above the realized value. The variance of the market's probability distribution of the time to the reduction is estimated through a one factor model of asset pricing that considers the 4 percent annuity at a derivative of the 3 percent annuity.¹⁰ The analysis reinforces the result on the mean by showing the probability of an early interest reduction was very small.

⁸ The market prices are also informative about the struggle that took place at the time between the government and the institutional investors, among them the Bank of England. The view of historians, Dickson among others, that the success of Pelham was a close call during the winter of 1750 is not supported by the market prices.

⁹ Harley, "Goschen's Conversion," and Klovland, "Pitfalls," have discussed the impact of the callable feature on the effective cost of borrowing in relation to the computation of the long-term rate at the end of the nineteenth-century, when the government exercised the call and lowered the interest rate to 2.75 percent first, and then to 2.5 percent, the rate in effect today. Harley does not use any model but makes assumptions about the call. Klovland evaluates critically these assumptions and rejects some of them by comparing the *ex post* mean returns of the redeemable and the non-redeemable debt for some time intervals. Interest reductions of the Italian public debt are discussed by De Cecco, "Italian National Debt."

¹⁰ Vasicek, "Equilibrium Characterization."

The market prices also shed some light on excessive fluctuations of sentiment during the war. As the market believed the reduction of the interest from 4 percent to 3 percent to be in the distant future, more than 10 years off, it bought contingent annuities from the government at a price that grossly exceeded the *ex post* payments by the government. Debt holders paid L 12 in 1747 to receive a total of merely L 7 (in coupons of more than 3 percent) from a government who was the winner in that bet.

Failure in 1737

After 1715 the long-term interest rate in England declined, and 3 percent annuities (rather than 4 percent) were issued for the first time in 1726 (L 1,000,000), then again in 1731 (L 800, 000), and in 1736 (L 300, 000). Annuity prices are presented in Figure 1: they remained stable during the first half of 1733, fell to L 93 during the War of the Polish Succession, and recovered rapidly above par at the beginning of 1736, eventually hovering around 105 until March 1737.

Figure 1 also presents the difference between the prices of the 4 percent and the 3 percent annuities (q and p , respectively). That difference measures the expected discounted value of all future payments in excess of L 3, until the redemption of the 4 percent annuity. Since investors expect a delayed redemption when the interest rate is higher, there is an inverse relation between $q - p$ and p , as can be observed in the figure. The inverse relation is also observed in Figure 2, which presents the price q as a function of p .

Sir John Barnard (1685–1764) was the central figure in the 1737 attempt to reduce the interest rate on government annuities. He was an experienced and successful merchant, Lord Mayor of London, and a Whig Member of Parliament with close ties to small merchants. He opposed the infamous practice of “stock-jobbing.”¹¹ He was thus an “opposition Whig” in Walpole’s Whig administration. On March 14, 1737 Barnard initiated a debate to “lower the interest rate” on the 4 percent annuities (about L 47 M). On that day, he not only sketched the general conditions of the market and the main lines of his plan, he also described the interest reduction as a coordination game with multiple equilibria.

¹¹ See Cobbett, *Parliamentary History*, p. 63. Other sources are the *Parliamentary Papers*, 1898; and Grellier, *History*.

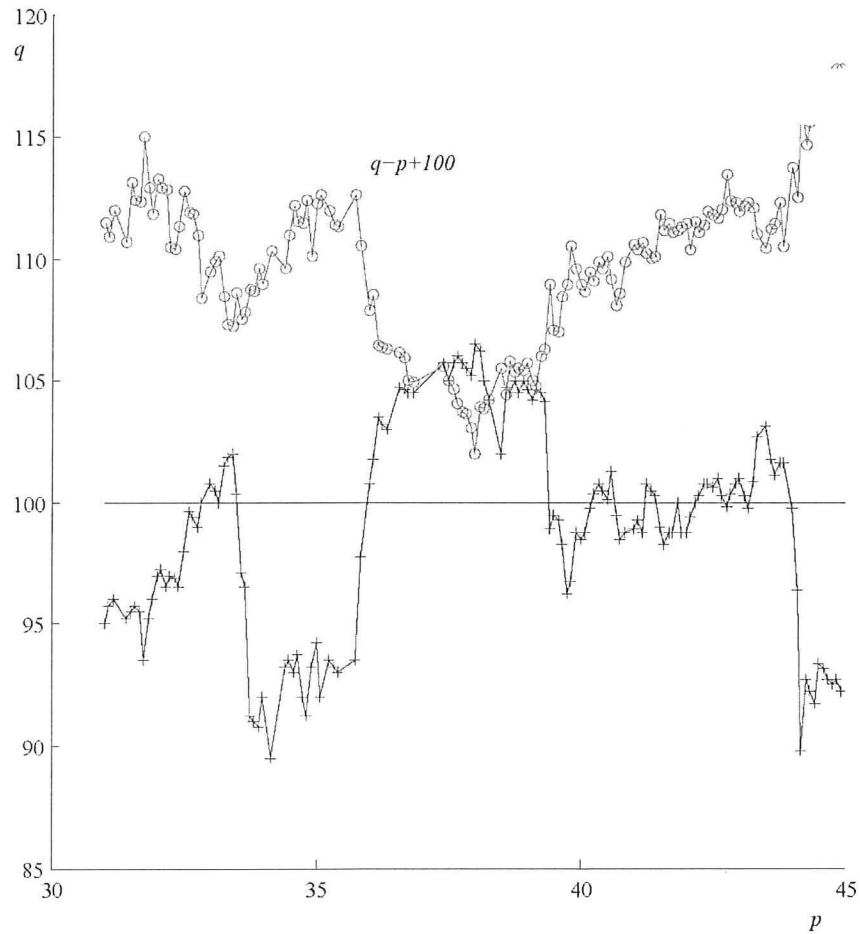


FIGURE 1
PRICES BEFORE THE WAR OF THE AUSTRIAN SUCCESSION

Note: Price of the 3 percent annuity, p and price of the 4 percent annuity, q . The price differential $q - p$ is added to 100 to fit in the diagram. For example, $q - p \sim 5$ in 1737.
Source: All prices for all figures are taken from *The Course of the Exchange*.

THE COORDINATION GAME OF INTEREST REDUCTION

Barnard argued that a voluntary refinancing of the national debt at a lower interest rate would be impossible because of opposition from the Bank of England.¹² He therefore suggested that the 4 percent annuities be converted into 3 percent annuities. Those who would insist on the legal terms could be paid off at par by issuing a small loan or even with

¹² Cobbett, *Parliamentary History*, p. 65.

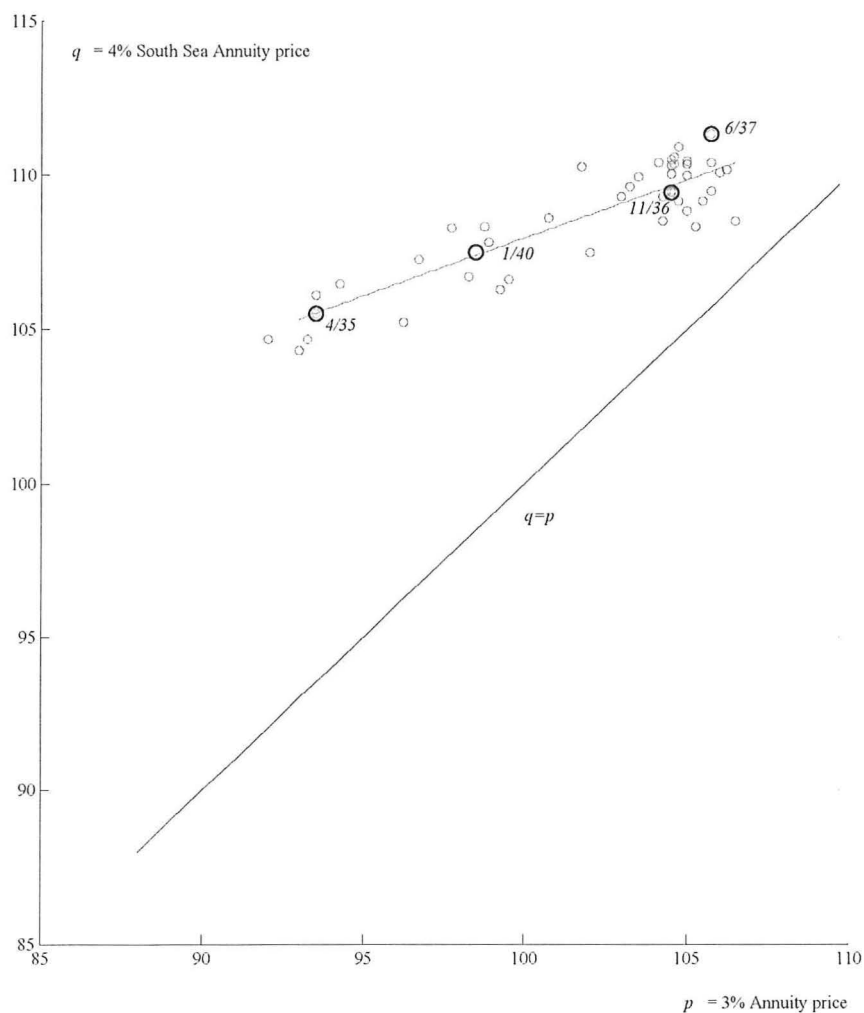


FIGURE 2
RELATION BETWEEN THE PRICES OF THE 4 PERCENT AND THE 3 PERCENT
ANNUITIES BEFORE THE WAR OF THE AUSTRIAN SUCCESSION

Note: The South Sea annuity is the “New Annuity.” The line is obtained by linear regression.

the surplus in the Sinking Fund. Since the 3 percent annuity price was at 105, the par payment would have been inferior. Barnard recognized the existence of a coordination game between the debt holders with multiple equilibria (p. 68).¹³

¹³ *Ibid.*, p. 68.

“I have made the calculation, Sir, upon Old and New South Sea Annuities taken together, for the sake of ease and perspicuity; but it will come out the same, if we make the calculation upon the two, separately; and, therefore, I think there is a great probability in supposing that all the Old South Sea Annuitants will become subscribers for accepting 3 percent upon their capital, for 14 years certain, before Michaelmas next, if we give them an opportunity of so doing; because, if any number of them should subscribe, the loss will fall extremely heavy upon those who do not, which will of course be a prevailing argument with the most obstinate. But suppose no one of them does come in to subscribe, it can be attended with no bad consequence; the government will then have nothing to do but to issue the million at Michaelmas next, and it will be distributed pro rata among the Old South Sea Annuities, according to the direction of Parliament.”¹⁴

This type of coordination game is similar to a bank run. Suppose that a large fraction of creditors accept the swap to a 3 percent annuity with the current market value of 105. The government can then find the resources to pay the nominal capital to those annuitants who prefer repayment. Thus there is an equilibrium (locally stable) in which the government’s interest rate reduction succeeds. There is also an equilibrium where it fails because everyone refuses the exchange and gets a market value above 105. Barnard made no specific proposal that Monday, but his speech had a strong negative impact on the prices of the 4 percent annuities during that week (Figure 3), while the price of the 3 percent annuity rose moderately.

BARNARD’S PROPOSAL

The next Monday, March 21, 1737 Barnard detailed his plan.¹⁵ Parliament should offer holders of 4 percent annuities to choose one of the following swaps: (1) Repayment at par; (2) A 3 percent annuity (with same capital value), non-redeemable for 14 years; (3) A fixed-term annuity as described in the first two columns of Table 1. For example, a 4 percent annuity could be exchanged for a fixed-term annuity of 19 years at 7 percent; (4) For owners of at least 44 years of age, the exchange for a life annuity as described in columns 1 and 3 of Table 1. For example, the life annuity paid 8 percent for a person of age 53.

¹⁴ Earlier in his speech, Barnard had referred to the government having available funds of a million pounds that could be used to redeem the debt.

¹⁵ Cobbet, *Parliamentary History*, p. 72.



FIGURE 3
PRICES AND PRICE DIFFERENCES AROUND MARCH 1737

Note: Price of the 3 percent annuity, p ; SSA, Old South Sea Annuity; and SSNA, New South Sea Annuity. The prices of the South Sea Annuities are measured as differences with the 3 percent annuity and adjusted to fit in the diagram. For example, on March 21, 1737 the difference between the two prices was equal to 5.

Source: *The Course of the Exchange*.

Option 1 had to be included, legally, as it was one of the contract terms. Barnard could only hope that few annuity holders would exercise that option. The core of the plan was instead option 2, the swap into 3 percent annuities. The bonus of non-redemption for 14 years was small given the market conditions of the time. Options 3 and 4 addressed the well-known objection of the “widows and orphans” who would live off the coupons of the bonds. The argument is irrelevant if people are rational and transaction costs negligible, but it may be very strong for a rentier who does not touch his capital and lives only off his interest income.

TABLE 1
ANNUITIES IN THE BARNARD PROPOSAL

1	2	3	4	5	6
Coupon	Term (years)	Life (age)	Equivalent Redemption	Term -1/4	Term +1/4
4	47		100.3965	99.3965	101.3965
5	31		100.0054	98.7554	101.2554
6	23.5		100.2794	98.7794	104.0294
7	19	44	100.4675	98.7175	102.2175
8	16	53	100.7844	98.7844	102.7844
9	13.75	59	100.2679	98.0179	104.2054
10	12	63	99.3442	96.8442	101.8442

Source: For columns 1 to 3, Cobbett, *Parliamentary History*. Computations in columns 4 to 6 are explained in the text.

In the comparison between the fixed-term and life annuities, Options 3 and 4, respectively, some mortality tables were probably used. We now examine the terms of Option 3, and show that Barnard's terms were particularly strict. Indeed they were, in a clever way, similar to the cash payment at par of Option 1.

Barnard proposed in Table 2 a menu of coupons that could suit various individual purposes. It was natural to construct a menu of coupons in integer units as presented in column 1. How were the terms computed for each coupon (in particular the fractional terms for the coupons of L 6 and L 9)? We can reconstruct Barnard's method to illuminate the principles behind his proposal. The coupon in excess of 3 percent was considered repayment of the debt during the terms of the loans. Barnard intended for the cumulated excess payments, compounded at the interest rate, to amount to the par value of the bond.¹⁶ To verify his parameters, consider the formula for repayment

$$Q = (c - 3) \sum_{k=1}^{n-1} (1 + r)^{n-k} + c' - 3 \quad (1)$$

where r is an interest rate, n is the term of the annuity (column 2), c is the coupon of the annuity (column 1 of the table), and c' the coupon in the last period. If the term is an integer (as in the first line for $c = 4$), then $c' = c$. If the term is fractional $c' < c$; for example, for $c = 6$, then $c' = c/2$ and $n = 24$ in equation 1.

¹⁶ The principle of the method was described in words during his speech.

TABLE 2
NEW LOANS ISSUED BY PUBLIC SUBSCRIPTIONS, 1743–1750

1	2	3	4	5	6	7
Date	Amount L million	Instruments	Rate (%)	Yield (%)	Market Price	Remarks
1743	1.8	3%	3.1	3.1	3%: 100	1M (million) by subscription 0.8M by lottery
1744	1.8	3%	3.08	3.08	3%: 93	1.2M by subscription 0.6M by lottery
1745	2.0	3% & L(1.125)	3.74(3.97)*	3.74	3%: 89	1.5 M. subscription 0.5 M lottery, life ann. 4L 10 for L 100 in lottery
1746	3.0	4% & L(1.5)	5.35(5.82)*	4.55	3%: 75–83 4%: 91–94	2.5 M subscription 0.5M lottery, life ann. 9L for L 100 in lottery
1747	5.4	4%	4.37	3.70	3%: 85 4%: 96	10% premium on 4M of bonds, 1M in lottery
1748	6.93	4%	4.43	3.74		As the price fell, payment dates were delayed
1749	3.0				3%: 80 4%: 90	Conversion navy bills to other bills and debentures
1750	1.0	3%			3%: 100	Conversion navy bills
SUM	23.7					

Notes: Additional loans of L 1 million per year were financed against charters for the years 1743, 1744, and 1745. The life annuities are per L 100 and are valued at 16 annual payments. When the value is of 20 payments, the rate is reported with an asterisk. The numbers in columns 4 to 6 are conservative estimates. Other assumptions could raise the values by 0.2 percent or more. For additional details, see the text and the Appendix.

Source: United Kingdom, *Parliamentary Papers* (1898); and Grellier, *History and Terms*.

The previous formula is equivalent to the following equality

$$c \sum_1^{n-1} \frac{1}{(1+r)^k} + \frac{c'}{(1+r)^n} = 3 \sum_1^n \frac{1}{(1+r)^k} + \frac{Q}{(1+r)^n} \quad (2)$$

which expresses the equality between the sum of the present value of the coupons, c or c' , paid over the maturity of the annuity, discounted at the rate, r , and the present value of the coupons at 3 percent over the same maturity with a final payment of Q .

In equation 1 for Q , fix $r = 0.03$, the “standard” long-term interest rate at the time. Then consider the following exercise: first, choose a coupon among the integers in column 1 of Table 1 that defines an annuity; then the term n of that annuity (in years, with fractions in quarters admitted) is the one such that the computed value of Q in equation 1 is the nearest to 100. Columns 2 and 3 of Table 1 report n and Q , while columns 4 and 5 present the value of Q when the term is reduced or extended by a quarter of a year. The table shows first that Barnard indeed used equation 1, second that he knew how to compute present values,¹⁷ third that he chose the value $r = 0.03$; and in setting the menu of annuities of Table 2, he applied strict, even rigid, principles.¹⁸

On March 28, 1737 Barnard defended his proposal in the Commons. His arguments and those of his opponents have a very modern tone. Indeed, the proposal was bound to face severe opposition as all the options entailed a significant loss for the holders of the public debt compared to their expectations before the proposal was made (Figure 3). At the same time, Barnard introduced another bill to reduce the excises “that oppress the Poor and the Manufacturers,” to take advantage of the decline of interest costs as annuities were converted from 4 to 3 percent.¹⁹ Since the coupon in excess of 3 percent was effectively a transfer to debt holders, a reduction in taxes made good sense. But that bill was rejected. In particular, members who wanted to maintain a higher level of taxation in order to reduce the public debt through the Sinking Fund opposed the bill.

THE OUTCOME OF THE GAME

Following the speech, prices of annuities at 4 and 3 percent dropped dramatically. The 3 percent annuity was in fact not traded on March 29, 1737, and its price collapsed the next day (Figure 3).²⁰ Barnard’s proposal had nothing to do with 3 percent annuities. Why did they crash

¹⁷ The solution is not the same if the period is taken as six months instead of a year, (coupons were paid twice a year).

¹⁸ In his address, “But when we are considering what may tend to the good of the nation in general, we must lay aside all compassion for particular persons, so far as it happens to be inconsistent with the public good. . .Compassion therefore, Sir, can be of no weight in the present question” (Cobbett, *Parliamentary History*).

¹⁹ *Ibid.*, pp. 154–81.

²⁰ *The Course of the Exchange* reports “nothing done.”

then? Who gained from the crash? The collapse in annuity prices reduced the value of Option 2 compared to Option 1. Recall the coordination game that was outlined by Barnard himself in his initial speech on March 14. If a sufficiently large fraction of annuity holders preferred Option 1, then that option was the optimal strategy for the remaining creditors. Large institutional players such as the Bank of England and the South Sea Company, were opposed to Barnard. They had the market power to manipulate the prices and tilt the coordination game in their favor, and they showed this power while the debate took place in Parliament.

Remarkably, the price difference between the old South Sea annuity at 4 percent, and the 3 percent annuity, was little affected by the crash (Figure 3).²¹ Indeed, that difference measures the expectation of the payment of the higher coupon of the 4 percent annuities and it would have collapsed if debt holders had anticipated Barnard's success. That spread between the prices of the South Sea Annuity and the 3 percent Annuity reflects the confidence of debt holders in the failure of Barnard's plan. The market price data shows that the interest reduction was a political decision that had to be made within the political agendas of different groups. At the end of April 1737, Barnard's bill failed by a vote of 249 to 134.²²

DEBT FINANCE IN THE WAR OF THE AUSTRIAN SUCCESSION

British public finance in the War of the Austrian Succession (1743–1749) is summarized in Figure 4. The price of the 3 percent annuity fell during the war years, with bottoming out around 75, it then recovered rapidly to par by the end of the war. The amount of loans increased in each of the final years of the war. Long-term annuities were issued during the war years, when the long-term interest rate was high.

Some have argued that in eighteenth-century England, wars were financed by short-term instruments. Once peace time had ushered in lower interest rates, the debt was refinanced into long-term annuities.²³ This view is false for the three wars from 1740 to 1783. During this time, borrowing relied on a limited set of financial instruments, all of which were long term. Short-term debt played a standard intra-year smoothing role, but it was not allowed to accumulate. The best-known short-term

²¹ The price difference for the new South Sea annuity was reduced by another point as it was more vulnerable since it could be targeted separately by the government in the coordination game as explained by Barnard in the previous quote.

²² Cobbett, *Parliamentary History*, p. 187.

²³ Velde and Weir, "Financial Market."

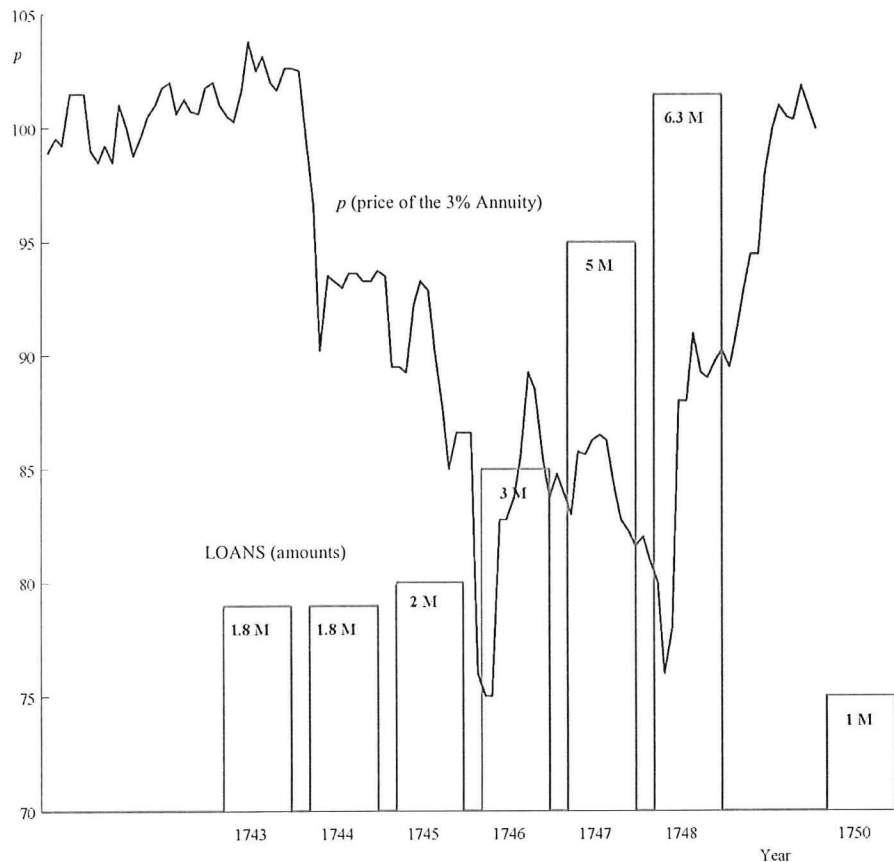


FIGURE 4
PRICES OF THE 3 PERCENT ANNUITY AND AMOUNTS OF LOANS
(1741–1749)

Note: M stands for L million. War years are on the horizontal axis.

instruments were navy bills, at rates of 5 percent and higher. Some accumulation of these bills took place, but their refinancing of L 3 million in 1749 was charged on a loan issued under “war conditions.”²⁴ The British national accounts do not show refinancing of short-term debt after the end of the war, except a small L 1 million conversion of the navy victualing bills in 1750, this pales when compared to L 20 million converted into long-term bonds during the war.²⁵

²⁴ Grellier, *Terms*, p. 74.

²⁵ The accounts do not show the refinancing of a short-term debt after the Seven Years’ War. Short-term debt accumulated during the War of the American Independence and was refinanced after the Peace of Versailles, but it did not represent the major part of debt financing in that war.

A war loan issue was an important affair, just like the IPOs of privatized state companies, and it entailed significant fixed costs. Moreover, the large market that we see today in short-term government bills did not exist at the time. Contemporary accounts from the period emphasized instead that, for the government, it was essential that each single issue be successful, i.e., significantly oversubscribed, as is the case today for investment banks placing IPOs.

The process for a new issue began in the late autumn of each war year when Parliament assessed the amount and broad terms of the loan where upon a bill was passed. The next stage involved winter discussions with the “monied men” and the fine-tuning of the loan’s terms to current market conditions. Subscription was paid in monthly installments of 10 to 20 percent, beginning at various times from December to May. The system of gradual payments may have sought to minimize supply shocks to the financial market. In fact, a subscription was equivalent to the purchase of a call option.²⁶ Investment bankers reaped huge profits trading these options, buying early, selling later in the year, and using their special relations with the government for inside knowledge to anticipate movements in the financial markets. The growth of the capital market eighteenth-century England was stimulated by the strong incentives provided by the collusion between financiers and government. According to L. S. Sutherland, Simeon Gideon, one of the most prominent financiers, had a capital of L 25,000 in 1729. He doubled it between 1729 and 1740. That capital grew more rapidly at the beginning of the war and took only the three years from 1746 to 1749 to double from L 82,000 to L 156,000. Like others in finance, Gideon had a very good war.

The sizes and types of loans are presented in column 2 and 3 of Table 2.²⁷ In 1743 and 1744 L 100 would buy a 3 percent annuity with a face value of L 100 (column 3) and a risky prize. The premia in the lotteries were slightly different in the two years, according to J. J. Grellier. In 1745 L 100 fetched a 3 percent annuity with face value L 100 and a life annuity of L 1.125 per year (to be written on any person of choice with no distinction for age). Details are presented in the Appendix. Life annuities represented less than 5 percent of all liabilities incurred during the war: financing the War of the Austrian Succession relied on 3 percent and 4 percent annuities. Hence they are the main focus of this study.

²⁶ Cochrane, “Review.”

²⁷ The financial instruments of all the loans are easy to trace, thanks to a commission of the British Parliament in the late eighteenth century and to the work of Grellier, *Terms and History*. The report provides a number of details on the specifics of public loans, as well as consolidated data on the British debt for some years. Note that the actual liability of a new loan could be slightly higher than the face value reported in column 2 and depended on its provisions.

THE ANNUITIES

The 3 percent annuity would become the workhorse of Georgian England's debt finance. It was redeemable at par, like any other annuity, but market conditions, technical limitations, and policy constraints were such that their probability of redemption was negligible. The reduction of the interest rate on all 3 percent annuity to an annuity below 3 percent would have required an annuity at a rate lower than 3 percent and no debt was ever issued at less than 3 percent in eighteenth-century England. The government could gradually redeem the 3 percent annuity through the budget surplus, but that was a slow process. I will neglect in this article the callable feature of the 3 percent annuities and I will focus on the conversion from 4 percent to 3 percent annuities. In 1751 all the 3 percent debt was consolidated in *consols*. Abusing chronology slightly, we will use here the term "consol" for 3 percent annuities.

Annuities with a coupon of 4 percent were issued in 1746, 1747, and 1748. The prices of the three annuities were quoted separately but they tended to equalize over time. We will treat them as one financial instrument. In minimizing the number of debt instruments, the government had two objectives: first, the market size for each instrument was inversely related to their number and a small number could thus increase the liquidity of the market and therefore the price of the annuities²⁸; second, by using only one annuity above 3 percent, the government could reduce the difficulties of an interest reduction. Annuities at 4 percent amounted to two-thirds of the war loans between 1743 and 1748, but of the prewar debt, more than 85 percent was at 4 percent.²⁹ In the rest of the article, I will sometimes use the term "bond" for the 4 percent annuities.

THE *EX ANTE* COST OF LOANS

The *ex ante* borrowing cost is the interest rate measured by the internal rate of return, or yield, at the time of issuance of a new loan.³⁰ Two measures of this cost are presented in columns 4 and 5. Details of the computations are presented in the first section of the Appendix.

Column 4 of Table 2 presents the internal rate of return, as computed by Grellier with the straight accounting method that is still often used.³¹ It

²⁸ That explains how, in the next war, when the government issued loans in different years, they all had the same year of maturity.

²⁹ Dickson, *Financial Revolution*.

³⁰ The *ex post* cost (the rate the government ultimately paid) turned out to be lower because the 4 percent bonds were recalled earlier than expected, as will be shown later.

³¹ Grellier, *Terms*.

assumes that both the 3 percent and the 4 percent coupons are perpetual with no redemption. The actual rates of the annuity are slightly higher than the nominal rate (3 percent or 4 percent) because of the premia that were paid to subscribers when the loan was issued. The accounting method overstates the cost of borrowing because it ignores the redeemability of the loan. For example, in 1747 it generates a rate of 4.4 percent on an initial investment of L 100, which is equivalent to a face value of L 110 of 4 percent annuities. But the actual cost of borrowing was lower because the high coupon would not be paid perpetually, as rationally expected by the market.

A better estimate of the cost of borrowing presented in column 5 is the long-term internal rate of return of the loan, using the equivalent value of the 4 percent annuity in 3 percent annuities, which are taken to be unredeemable. In 1747 the public should have been willing to receive, for L 100, an amount equal to $110 \times 96/85$ of 3 percent annuities, where 96 and 85 are the prices of the 4 percent and the 3 percent annuities, respectively (column 7). We thus obtain 3.7 percent, which is the yield reported in column 5. (If the 3 percent annuity is not perpetual, we have an upper bound.) Similar computations for the years 1745 and 1746 are presented in the Appendix.

The yields in column 5 illustrate the high cost of life annuities: in 1747 and 1748 the price of the 3 percent annuity was low and the loans were at the highest level (at L 5 and L 6 million, respectively) with no life annuities. Yet their yield was lower than in the two previous years, when the amounts borrowed were less than half as large (Table 2 and Figure 4). Issuing loans through redeemable financial instruments actively traded in the market was much less costly than life annuities *ex ante*.³²

WHY NOT REDEEM AT PAR?

In a setting without frictions, the optimal policy for calling a redeemable bond is to do so as soon as its price reaches par.³³ However, both governments and private firms often delay redeeming callable bonds well past that point. In eighteenth-century England, neither the market nor the government expected that bonds would be redeemed at par because of a number of constraints: (1) The government could

³² As mentioned above, the French government who was financing the other side of the same wars, relied overwhelmingly on expensive life annuities. The higher borrowing cost for France has been mechanically assigned to a lower credibility of the government. But the types of financial instruments and markets may have been more important. An investigation of interactions between financial instruments, markets, and institutions in eighteenth-century France remains to be done.

³³ See Brennan and Schwartz, "Convertible Bonds"; and Ingersoll, "Examination."

redeem the entire 4 percent debt only by issuing new annuities at 3 percent, and that was known to entail large transaction costs. Since the holders of new and old annuities would be the same, it was cost effective to simply reduce the interest of the existing bonds. Although all annuities specified that they were redeemable in cash at par, they had not provision for a reduction of the coupon. Hence the government and annuity holders were competing to capture the rent of the saved transaction costs. At this time, three large companies (the South Sea Company, the East India Company, and the Bank of England) represented a dominant fraction of annuity holders, and they a great deal of bargaining power. The companies initially opposed the interest reduction plan, getting their agreement imposed a delay between announcement and implementation. (2) The success of the interest reduction depended on the subscription by a large fraction of the public to the outcome of the coordination game described in the previous section. In some cases, the government gave an extension to subscribe to the interest reduction and, when success was in sight, it granted the late subscribers terms that were less favorable.³⁴ (3) Given the time needed to implement the reduction, the government had to provide a premium that would cover possible price losses of the 3 percent annuity in the short term. Contemporary discussions of the policy emphasized that the 3 percent annuity had been around par for a few months and were likely to stay at that level in the future. The payment of L 4 per face value of L 100 provided some guarantee to this effect.³⁵ (4) In eighteenth-century England, public interest rates depended mainly on the government fiscal situation and thus on military expenditures. Reputation was essential during this period of growth in the public debt. The redemption of callable bonds raised issues of asymmetric information, moral hazard, and fairness. An increase of interest rates and a fall of the price of the 3 percent annuity shortly after the conversion would have raised the suspicion of “inside trading” and that the ministry was taking advantage of private information about the future evolution of interest rates. This provides more rationale for some compensation against a possible capital loss on the newly converted debt. The government had to avoid any suspicion that it was taking carrying out the interest reduction and lightening its debt burden just to start new ventures. (5) The interest reduction also raises an issue of moral hazard ex post and fairness, but this argument is more

³⁴ See Sutherland, “Samson Gideon,” p. 28.

³⁵ From the available data, the variance of price changes of the 3 percent annuity was around 3.2 for a period of four months, which is equivalent to a standard deviation of 1.8. Hence, the actual payment of about 4 covered a loss with a probability higher than 98 percent.

speculative. The 4 percent annuity was called after public finances had stabilized. We will see that the Pelham government had reached this favorable situation sooner after the war's end than the market had anticipated. Did the government issue such annuities with more information than the market? A compensation that was more generous than the strict terms could have alleviated that concern. There may also have been a consensus that creditors should share in the dividends of peace since these had come much sooner than expected, and that the government should not capture all these dividends, even if entitled to do so by a strict application of the contract. In the environment of contingent payments without completely specified contracts, the government spent great efforts on good relations with the financial community (the monied men). It may have wanted to share some of the "peace dividends" with the annuity holders, although these had already made a fast and large capital gain on their holdings.

PELHAM'S INTEREST REDUCTION

In the autumn of 1749, the 3 percent annuity had hovered around par for a few months. The long-term rate was therefore back to 3 percent, and was not expected to increase in the near future. The price of the 4 percent had reached 105. King George II, in his opening speech to the session of the Parliament, made it official that the ministry would seek to reduce interest payments on the entire 4 percent debt, rather than just the annuities issued in the last war. The government of Pelham ruled out an immediate reduction of the rate to 3 percent and instead fixed the renegotiation's terms at the end of November.³⁶ It decided that the 4 percent annuities would receive a coupon of 4 percent for the year of 1750, and then 3.5 percent for the following six years during which they were not redeemable. After seven years, there would be no distinction between these annuities and the 3 percent annuities. For a holder of a 4 percent annuity, the interest reduction was equivalent to an immediate conversion into a 3 percent annuity with an additional payment of about L 4 per annuity, paid in installments. That plan was implemented with minor variations for the total 4 percent debt of L 57.7 million. By May 1750 only L 7 million from the L 57.7 million was not converted. The holders of these bonds were paid off by a new loan.

According to Peter G. M. Dickson, the plan was resisted in particular by the large institutional investors.³⁷ He further argued that the plan almost fell apart during the winter of 1750. Dickson probably followed

³⁶ See Grellier, *History*, pp. 215–21; and Dickson, *Financial Revolution*, pp. 231–41.

³⁷ Dickson, *Financial Revolution*, pp. 228–45.

the account of Sutherland (“Samson Gideon”), who focused on Samson Gideon and his support of Pelham. Yet the evidence from the market prices that will be presented in the next section tells a different story. It shows that the market expected the complete success of the interest reduction well before its announcement.

MARKET EXPECTATIONS

The prices of the 3 percent and the 4 percent annuities were quoted daily, excepting holidays. In Figure 5, the points of coordinates (p, q) represent the weekly averages of these prices, p for the 3 percent annuity and q for the 4 percent annuity. As the figure shows, for all weeks, (p, q) pairs are between the two lines $q = p$ and $q = (4/3)p$. Moreover, for all the data $p < q < 4/3p$. The price of the 4 percent annuity, q , is higher than the price of the 3 percent annuity, p , since it pays a higher coupon and is eventually redeemed into a consol with a conversion ratio greater than one. It is, however, much lower than $(4/3)p$, which is the price of a non-redeemable annuity: at all times, the market expected an interest reduction at some point in the future.

We can take a closer look at the observations after October 2, 1749, that are represented with stars in Figure 5. There is no discontinuity in the observed relation between the *levels* of q and p , but after October 1, 1749 there is a discontinuity in the *schedule* between the two prices. The new schedule is a line $q = p + h$, with h about 4. That is, after October 1, or two months before the official announcement of the interest reduction plan, the market was treating the plan as a *fait accompli* for the debt issued during the previous war. From that date on, the premium of the 4 percent annuity over the 3 percent annuity is constant and equal to the value that was promised by the government, to be paid after the completion of the subscription to the interest reduction.³⁸ Contrary to the evaluation of Dickson, for the annuities that were issued in the war,³⁹ the market had already absorbed the interest reduction *two months before the official announcement*.

Nevertheless, before the summer of 1749, however, the market underestimated significantly the speed at which interest rates would fall, and it also expected the government to reduce the interest on the debt at a much later date. The underestimate of the interest rate’s decrease can be

³⁸ The plan was certainly discussed publicly before November 1749. Pelham was against secrecy in the determination of the terms of the interest reduction.

³⁹ As will be shown later, the market was a little slower in anticipating the interest reduction on the old debt.

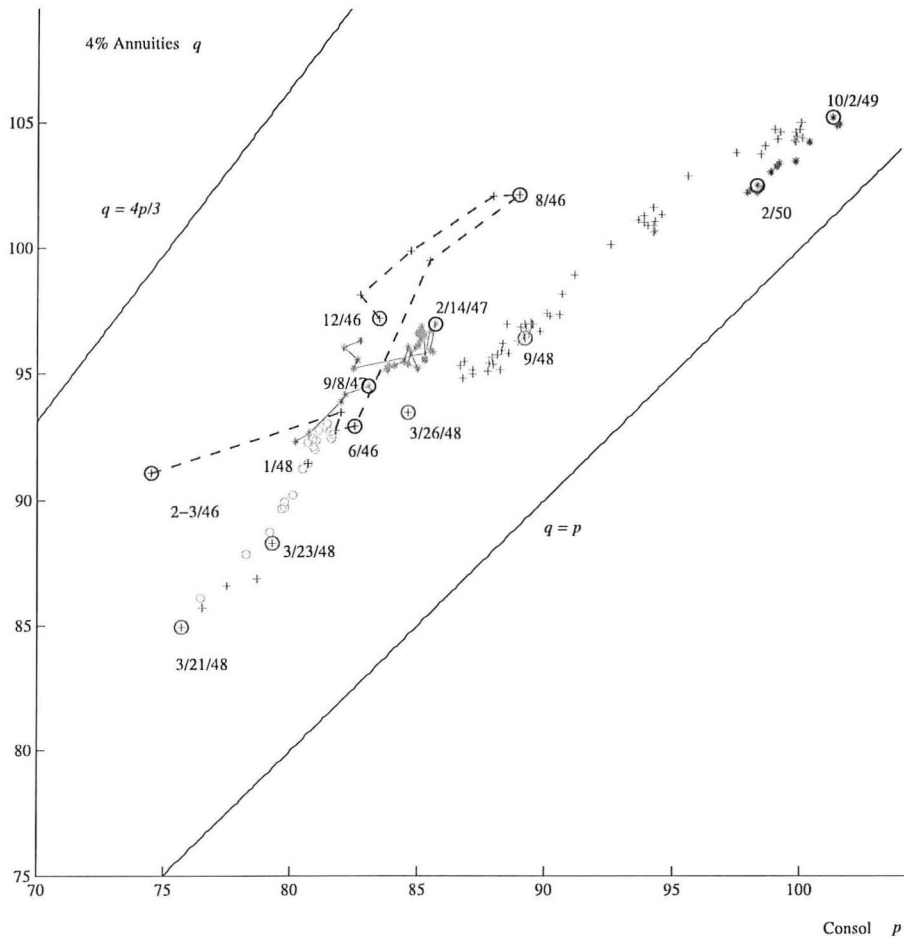


FIGURE 5
 THE PRICE OF THE 4 PERCENT ANNUITY IN RELATION TO THE PRICE OF THE
 3 PERCENT ANNUITY
 (February 1746 to February 1750)

Notes: Prices in different time intervals are represented by different symbols, (with the indicated dates). The 4 percent annuity was issued in 1746 and the data for that year is monthly. All other points are weekly averages of daily prices (when available). Data points in 1746 and 1747 are joined with a line to highlight the evolution of the point (p, q) over time. Note the price jump at the beginning of the peace negotiations at Aix-la-Chapelle (April 24, 1749). All prices are from *The Gentleman's Magazine* and are adjusted ex-coupon.

Source: *The Gentleman's Magazine*. All prices are adjusted ex-coupon.

observed in the rapid increase of the consol from March 1748, with a price near L 75 to the par in the summer of 1749. On Sunday, April 24, 1748 the peace conference started at Aix-la-Chapelle. Between the previous Friday and the following Tuesday, in the largest jump of the war (except for the days around Culloden, April 27, 1746), the consol rose from 80 to 85 and then stabilized for a while (Figure 5).

A LOWER BOUND FOR THE EXPECTED TIME TO REDEMPTION

At any point in time, the difference $q - p$ is the value of an annuity paying L 1 per year until the time of the interest reduction, which is random. The value of that annuity depends therefore on the expectations about future interest rates, the time of redemption, and the terms of the redemption, and it evolved randomly according to the fortunes of war. At the beginning of 1748 on a bond with L 100 face value, the value of $q - p$ was about L 10. Since future payments are discounted, risk-neutral investors expected to have at least 10 coupons before the interest reduction, including any final payment. The government actually paid less than L 6 per annuity (L 2 before the reduction at the beginning of 1750, and the rest after). In this sense, the market seriously overestimated the speed of the interest decrease, a decrease that was necessary for the reduction of the interest rate on the 4 percent annuities. To refine this back-of-the-envelope computation, I make the following assumptions that are justified by the historical context: (1) The interest reduction would only take place if the 3 percent annuity was near par; (2) before the interest reduction, the short-term interest was at least equal to a “stable” value r^* that is the long-term value after the interest reduction; (3) the interest reduction took the form of a conversion of the 4 percent annuity to the 3 percent annuity with additional payments that were equivalent to a lump-sum payment h at the time of the interest reduction; (4) investors were risk-neutral and valued an asset by the expected value of its income.

Let T be the number of years between now and the interest reduction. It is a random variable. We now establish a lower bound for the market expectation about T . Define a *unit contingent annuity* (UCA) as an annuity that pays L 1 per year as long as the 4 percent annuity is not redeemed. Let V be the market price of that annuity. With risk-neutral investors, it is equal to

$$q - p = V - E \left[\frac{1}{1+r_1} + \dots + \frac{1}{(1+r_1)\dots(1+r_T)} \right] \quad (3)$$

where r_t is the short-term (one period) interest rate from period $t - 1$ to period t . We do not know the expectations about future interest rates at that time and the value of T but the market data enables us, under the previous assumptions, to find a lower bound for the expected value of T .

Let δ be the price of a zero-coupon bond paying L 1 in period T . The value of δ is also the discount factor to the random period T . The 3 percent annuity is equivalent to a portfolio of $a = 3$ UCAs and one

3 percent annuity delivered at T , which is assumed to be perpetual. Likewise, the 4 percent annuity is equivalent to a portfolio of three assets, an amount $b = 4$ of UCAs, one 3 percent annuity delivered at time T , and an additional lump-sum payment h delivered at the random time T . The prices p and q of the two assets satisfy therefore the equations

$$p = aV + \delta p^*, q = bV + \delta(p^* + h) \tag{4}$$

which are solved into

$$V(p, q) = \frac{qp^* - p(p^* + h)}{bp^* - a(p^* + h)}, \quad \delta = \frac{bp - aq}{bp^* - a(p^* + h)}.$$

The information conveyed by the prices of the two assets, p and q , is equivalent to the values of V and δ , which have a simple interpretation. For the lower bound on the time to redemption, I will use only the information in the annuity valuation, V . It is shown in **Section 2** of the Appendix that under the previous assumptions,

$$E[T] \geq \bar{T}(V) = -\frac{\text{Log}(1 - r^*V(p, q))}{\text{Log}(1 + r^*)} \tag{5}$$

For each value set of prices (p, q) , which determines $V(p, q)$ in equation 5, the previous equation defines a lower bound on the expected time to redemption. Inversely, a given value of the lower bound \bar{T} determines a locus of the asset prices (p, q) with the equation

$$q = p\left(1 + \frac{h}{p^*}\right) + \frac{1}{r^*}\left(1 - \frac{1}{(1+r^*)^{\bar{T}}}\right)\left(1 - \frac{3h}{p^*}\right) \tag{6}$$

In Figure 6, loci of constant lower bounds \bar{T} are represented by $h = 4$ (the value that was used in 1749), $p^* = 100$, and $r^* = 3$ percent. One can observe the overestimation of the expected time to the redemption of the 4 percent bonds. In 1747 the lower bound of the expected value of the time to the reduction, \bar{T} , was 10 years. In 1746 it was 15 years.

The previous computations assume that the value of the premium h is equal to the actual amount that was set by Pelham. There is an equivalence between the length of time to the redemption, T , and the value of h . Pelham did not actually pay a premium, but the delay in the implementation of the reduction was equivalent to the payment of a premium. In general, the payment of a premium h is equivalent to the delay of an interest reduction by h years with no premium at the end.

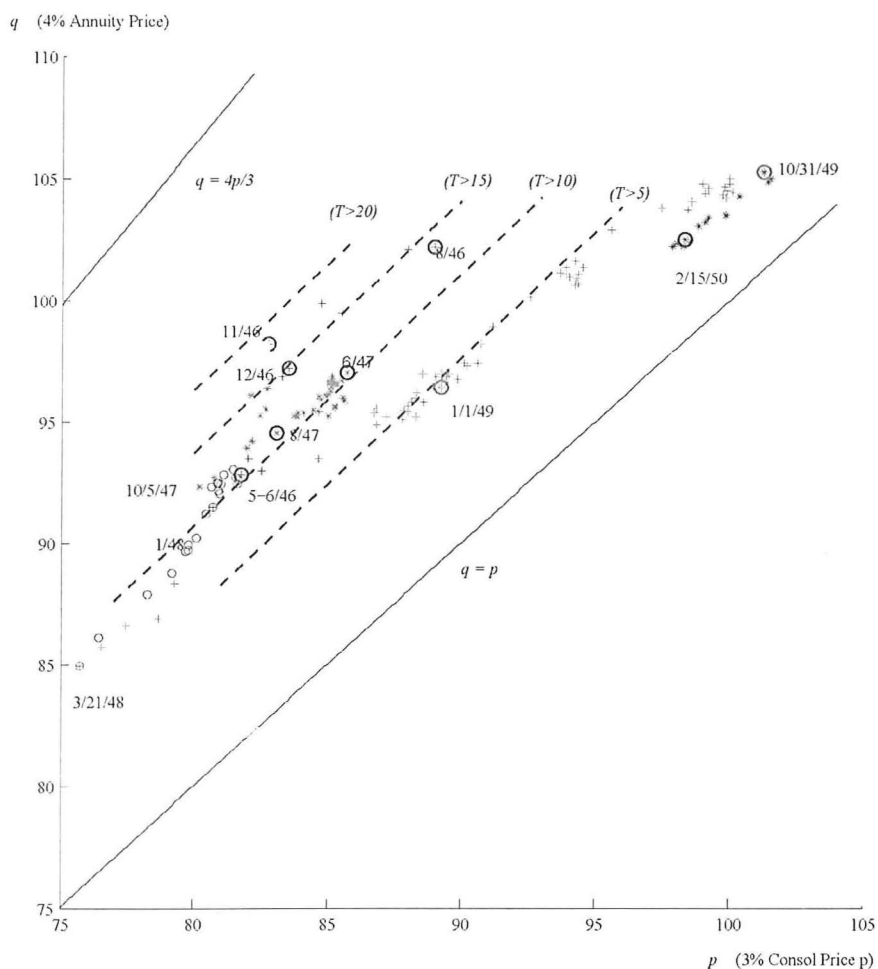


FIGURE 6
MINIMUM EXPECTED TIME TO REDEMPTION

Note: The dotted lines represent points with equal lower bound expected time to redemption under the rules used in 1749 (in years), with an interest rate not smaller than 3 percent before the redemption.

These results are robust when the probability of default is positive and when annuity holders are risk averse. A possible default would lower the price of the 3 percent annuity when it is low, for example at 75. When a government implements a partial default (as occurred in France in 1770),⁴⁰ the higher interest rate is reduced first. The selective default would affect first the 1 percent premium paid by the 4 percent annuity

⁴⁰ Velde and Weir, "Financial Market."

over the 3 percent annuity. Hence, such a probability would decrease the observed price difference $q - p$. A positive probability of default on the bond would increase the values of the lower bound on $E[T]$ in equation 6. When investors are risk averse, the pricing equation 3 should be modified. The issue is beyond the scope of the present article, but it does not have a significant impact on the previous results.

Derivative Pricing

The previous computations provided, under minimal assumptions about the processes of the interest rate and the redemption of 4 percent annuities, some information regarding the mean of the expectations, but not on its distribution. If that distribution has a high variance, annuity holders could still expect with significant probability an early redemption. The distribution of expectations can be characterized in a model of asset pricing that makes stronger assumptions about the interest rate process. These assumptions cannot be made for all the war years, but the historical context and the price data show that they have some validity for the period that began in 1748.

The start of the peace negotiations in April 1748 at Aix-la-Chapelle did not mean the end of uncertainty. The guns of Maurice de Saxe at the siege of Maastricht could be heard a dozen miles away.⁴¹ The war continued at sea as well until the signing of the peace treaty on October 18, 1748. Long lists of ships captured at sea were printed each month in *The Gentleman's Magazine*. Nevertheless, April 1748 had simplified the issues that had to be addressed for the computation of expected future prices: the trend for interest rates was definitely downward and the main question was how quickly they would fall.⁴²

This new context is reflected in the new relationship that emerged after April between the prices of the 3 percent and the 4 percent annuities in Figure 5. Such a relation appears when both prices are driven by one variable, which is random, in a space of dimension one. That driving variable is the short-term interest rate. It is not observable and remains hidden, but that does not matter. One may assume a random process for the short-term interest rate that is characterized by some parameters such as the variability or the convergence to some value. The process generates, at any time, some distribution about the paths of the interest rate in the future. To each path corresponds a value of the prices of the 3

⁴¹ Today, Aachen (Aix-la-Chapelle) in Germany and Maastricht in the Netherlands share the same airport.

⁴² Before April 1748 the asset prices did not move in a space of dimension one, thus reflecting the uncertainties of the multifaceted war.

percent and the 4 percent annuities (the present value of their future payments discounted with the interest rates in the future). The process generates a schedule between the two prices. From the observation of this schedule, one can recover estimates of the parameters of the stochastic process of the short-term interest rate that remains hidden.

The model in Chamley, "Interest Reductions," assumes that the short-term interest rate follows a random walk with a trend to the long-term value, r^* .⁴³ This value is taken as the peacetime interest rate around which the interest reduction takes place. The random process depends on four parameters to be estimated: (1) the rate of convergence of the short-term rate to r^* , (2) the premium that was paid above the 3 percent annuity at the time of the interest reduction, (3) the variance of the process between consecutive periods and, (4) a coefficient of risk aversion.

Following the above intuitive description, there is a relation $q = \varphi(p; \zeta)$ between the price of the consol, p and the bond price q , which depends on the vector, ζ , of the four parameters. These parameters are estimated by maximum likelihood: they minimize for all the data points the sum of the squares $(q_t - \varphi(p_t; \zeta))^2$ for all the data points. The estimation period is from April 1748 to the end of May 1749, six months before the official interest reduction. This reduces the contamination by the policy when it was actually implemented and captures instead only the effect of expectations on market annuity prices.

Within the model, we can address the following question: if the price of the consol is 88.95, as it was in November 1748, (with an estimated value of 88.96), what is the probability that the interest reduction will be announced, with the additional payment of L 4, within one year? When the parameters for variance, risk aversion, and the premium, h , are set at their estimated value, and the rate of convergence is at the top of the 1 percent interval of estimation (for the fastest convergence), the answer to the question is 0.2 percent. The model thus confirms that, between the springs of 1748 and 1749, the market was completely taken by surprise (in the sense of 0.2 percent probability) by the rapid fall of the interest rate.

THE OLD DEBT

In 1749 the debt comprised L 12 million at 3 percent and L 58 million at 4 percent.⁴⁴ All 4 percent annuities were subject to the same interest reduction, but among those, about L 44 million had been inherited from

⁴³ This method of the one factor asset pricing model was introduced by Vasicek, "Equilibrium Characterization."

⁴⁴ For a summary of the debt in 1749, see Dickson, *Financial Revolution*, p. 232.

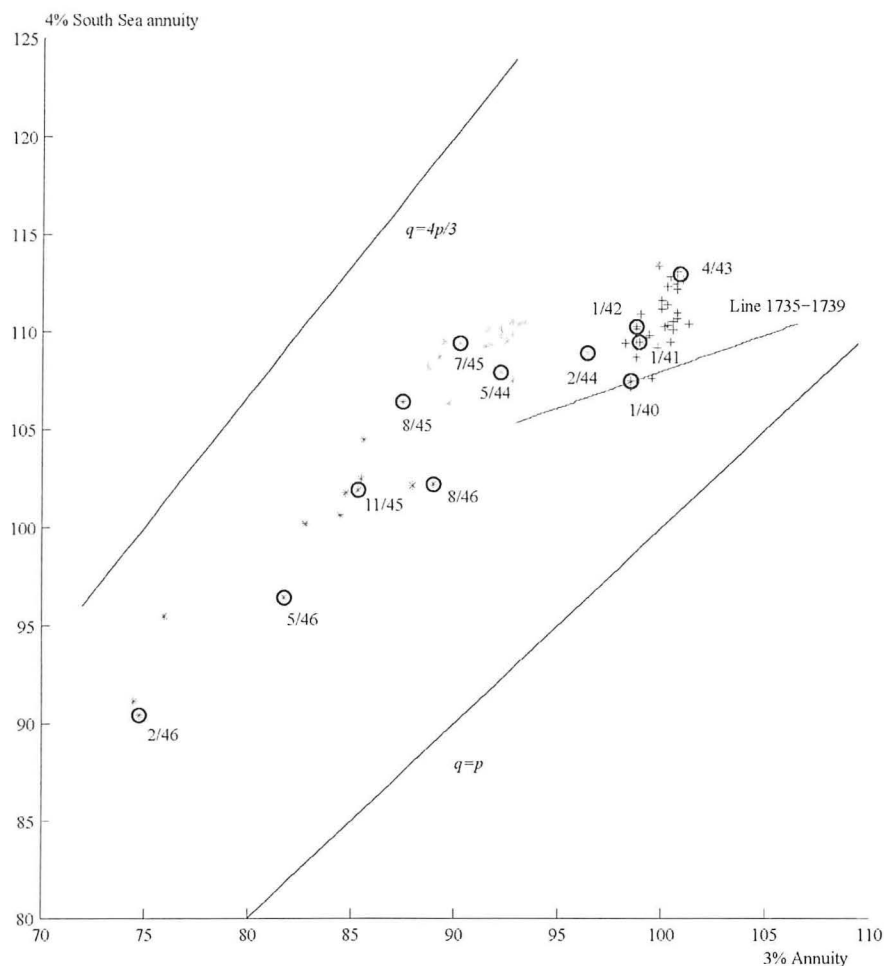


FIGURE 7
SOUTH SEA 4 PERCENT ANNUITIES, 1740-1745

Note: The line segment summarizes the prices in that period and is the same as in Figure 2. Prices from 1740 to 1743 are represented by dots, from 44 to July 45 by crosses, and from August 45 to the end of 46 by stars.

the 1720s and were the ones Barnard failed to redeem. The relationship between the prices of 4 percent South Sea annuities and the 3 percent annuity is presented in Figure 7. The regression line summarizes the period between 1735 and 1740 that was analyzed in Section 2. The beginning of the war did not affect the 3 percent annuity, which stayed at par until the end of 1743, it did however increase markedly the price of the 4 percent annuity. Taken together, these two facts imply war did not

change expectations about average future interest rate but individuals anticipated a long delay before any interest reduction.⁴⁵

At the beginning of 1744, with the war in full swing, interest rates increased. The price of the 3 percent annuity fell to around 90 until August 1745. At the same time, the 4 percent annuity held up much better with a high price in relation to the 3 percent annuity: the expected time of redemption was seen to be far off in the future. After the landing of the Pretender in August 1745, the prices of both assets fell significantly. The 3 percent annuity reached its lowest price in the war in February 1746 (about the same level as it would reach again in March 1748). It recovered rapidly after Culloden in April 1745.

At the beginning of 1746, the new 4 percent annuity was introduced. During the war, the South Sea annuity was traded at a price above the price of that 1746 annuity. The difference fluctuated between 0 and 3, with an average of about 2. The market anticipated a pattern somewhat similar to the situation before the war, with a redemption that would come later and/or with a larger compensation for the old debts than for the new ones.

Through the summer of 1749, the market anticipated that the old debt that had resisted the 1737 attempt at redemption would be treated differently from the bonds that had been issued during the war (that is, all the 4 percent annuities issued after 1745 that traded at the same price). The prices in the year 1749 are presented in Figure 8. From October on, the price of the new 4 percent annuity is identical to that of the 3 percent annuity plus a fixed premium, as we have seen before. In October, “old” 4 percent debts sold at a premium of about 2 relative to “new” ones. The reduction of the premium of the old debt is gradual and achieved only at the end of the year. Various lobbying interests may have realized that the coexistence of two large amounts of assets with coupons at 3 percent and 4 percent with a steady long-term interest rate at 3 percent was not sustainable. Not everyone may have come to this conclusion in the summer, but by the end of the year, it had been widely accepted. After January 1, 1750 the old debt was priced similarly to the new debt.

CONCLUSION

Why did Pelham succeed where Barnard failed? His powers of persuasion may have helped, but the evidence points to other explanations. The main difference between the two episodes is the relation between the policy and the market. Barnard had been rigid. His plan had

⁴⁵ The guessing game was similar to the resumption of the Gold Standard after the American Civil War (Willard, Guinnane, and Rosen, “Turning Points.”)

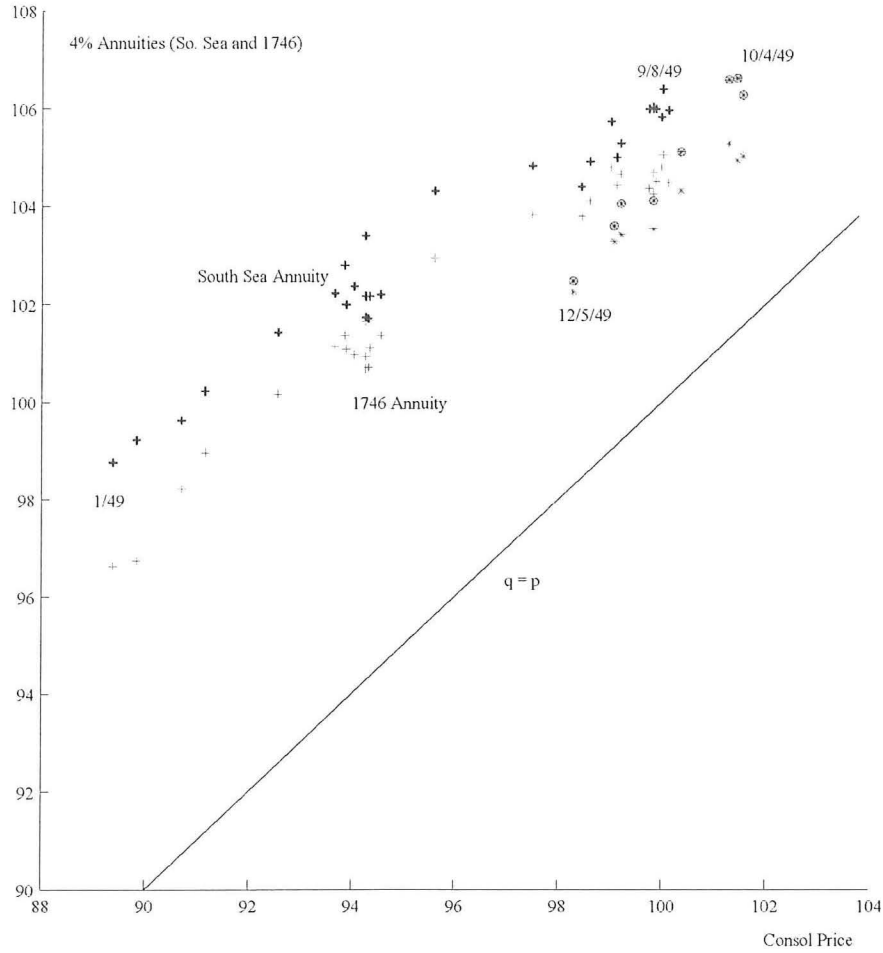


FIGURE 8
THE SOUTH SEA ANNUITIES
(1749)

Note: Between January and September 1749 the South Sea annuity is represented by crosses. The 1746 annuity is represented by dots. After September, the South Sea annuity is represented by circled stars and the 1746 annuity by stars.

made no allowance for the market's expectations as reflected in the premium of the 4 percent annuity over the 3 percent, and it would have generated a large capital loss on the bondholders. Pelham, on the other hand, gave a premium of L 4 over par that fit market prices and caused limited bondholders' losses. The remarkable fit between the market expectations and the plan is due to the adaptation of Pelham to these expectations. The plan brought no surprise to the market in the autumn of

1749. The surprise had been the rapid fall of interest rates that had taken place before, after the end of the war.

The second difference between the policies of Barnard and Pelham is that in 1749, the very size of the 4 percent debt made the case for an interest reduction more convincing than in 1737.

Third, the cartel of the main financial institutions had much less market power in 1749 than it did in 1737.⁴⁶ The large companies did not control the L 14 million of new 4 percent annuity that had been issued in the war, nor 3 percent annuities that had expanded from L 2 million to L 10 million during the war which made price manipulation more difficult.

Finally, the fall of the interest rate had been much faster than could be explained by reasonable expectations. The large capital gains just before the interest reduction may have diminished the debt holders' opposition.

Yet despite its success, the 1749 interest reduction may well have convinced the government that such operations were difficult and could succeed only under favorable circumstances. In the next conflict, (the Seven Years War) all loans had a fixed date for the reduction from 4 to 3 percent. England only resumed the issuing of annuities at 4 percent and 5 percent with unspecified date for redemption during the War of American Independence.

Did prices of the government annuities drop "too much" during the wars in view of the subsequent evolutions of short-term rates? Robert J. Shiller analyzed the volatility of long-term interest rates in expectations models of the term structure.⁴⁷ The present study illustrates a different type of excess fluctuation. The main issue at the end of war, as attested by the policy of issuing redeemable annuities, was the speed of convergence of the annuity to its par value. If people expected a slow convergence, then the consol price did not overreact. The expectation about this convergence has been extracted here from the prices of the 3 percent and 4 percent annuities, which provide strong evidence that, in the case of the War of the Austrian Succession, the market overreacted and showed considerable pessimism.

In this context, the debt policy during the War of the Austrian Succession offers an illustration of the ability of marketed, contingent financial instruments to reduce the cost of borrowing. The loans of 1745 and 1746 included non-marketed life annuities, which were more expensive *ex ante* than later loans. These later loans were cheaper despite

⁴⁶ According to Quinn, "Securitization," the share of debt held by the cartel of the three companies fell from about 39 percent in 1737 to 22 percent in 1749.

⁴⁷ See Shiller, "Volatility." Weiller and Mirowski, "Rates of Interest," applied the Shiller test to long-term annuities in eighteenth-century England, with mixed results. Unfortunately, they fail to take into account the callable feature of the debt.

the long-term rate being higher in 1747 and 1748, and the amount of the loans being more than twice as large. During the same century, France relied heavily on non-redeemable life annuities and paid a high cost for these.

The contingent feature of the callable annuities enabled the government to take advantage of the pessimism. Simply put, in April 1746 the market paid a price of L 12 for coupon L 1 per year until the call of the 4 percent annuity. It was willing to pay that price because it was pessimistic about future interest rates. Its expectation was that the annuity would pay for about 10 years with a final payment of L 4. In fact, the annuity lasted only for three years. The price of L 12 was much more than the total amount paid on the annuity, ignoring discounting, since the government paid a total of L 7 (L 1 per year from 1746 to 1748, and a total of L 4 after). The government was therefore able to bet with great success against the pessimism of the market.

The policy of Pelham has a modern equivalent. In the early 1980s the British government faced adverse expectations of private investors who were pessimistic about the government's policy and the evolution of interest rates. The enemy was not France, but inflation. Margaret Thatcher was more confident than the market that she would prevail and her government issued inflation indexed bonds. Expecting high coupons for a long time, investors paid high prices to the government, like the buyers of 4 percent annuities in 1747. Inflation came down much sooner than expected (with some help from Paul Volcker). Thus, in the 1980s as in the 1740s, the government bet successfully against excessive market pessimism.⁴⁸

Appendix

Borrowing Costs: 1743–1748

3 percent annuities issued in 1743: An investor who paid L 180 received a 3 percent annuity with face value L 100 and a lottery ticket for another L 80 of 3 percent annuities. The terms of the lottery were better than even odds and adjusted to current market conditions. Grellier (*Terms*) is vague on these terms: "this profit is variable, but has generally been taken at the average of L 2.5 per ticket," valued at L 10 each (p. 84). That description refers to all loans "up to the last war" (p. 83). It is possible that Grellier had in mind the most recent loans. For the 1746 loan, Grellier (*History*) reports a much lower profit margin, L 0.75 per ticket (p. 205). I have used the lower number.

⁴⁸ If the government had used standard bonds (not linked to inflation), it would have paid an average ex post real return of 7.7 percent in the 15 years after 1982 (while the average inflation rate had been 4.3 percent). The ex post rate of return on the inflation linked bonds was only 2.8 percent.

For the higher number, the rates of loans with a lottery would have to be increased (e.g., 0.003 in 1744, 0.01 in 1748). The 1744 loan was issued under similar terms.

4 percent annuities issued in 1746: The 1745 loan is similar but 1746 is easier to present. An investor who paid L 600 received a 4 percent annuity with face value L 600 (annual income L 24), and a lottery ticket for a life annuity of L 9. In addition, the subscription included lottery tickets with a premium as in 1743 and 1744. According to Grellier (*History*), life annuities “were known to be worth 16 years purchase, as it has since appeared that the lives nominated were worth more” (p. 204). I have kept the conservative value of 16 years. The net cost of the cost of acquiring the annual income of L 24 was therefore $600 - (7.5 + (16 \times 9)) = 448.5$, where 7.5 is an additional prize on lottery tickets (Grellier, *History*). The rate is $24/448.5 = 0.0535$, as reported in the table. If the life annuities were worth 20 years of purchase, instead of 16, the rate is equal to 5.82 percent. The method that was used for the 1745 loan was similar with the 3 percent annuity and a life annuity.

4 percent annuities issued in 1747: There were two loans of L 4.4 million and L 1 million which are consolidated in Table 2. The first loan included, for each payment of L 100, a 4 percent annuity and an additional L 10 ticket for an annuity with the same interest rate (Grellier, *Terms*). The second loan was a lottery loan (BPP, 1898). In the consolidation, a payment of L 500 provided an annual income of L 21.4 and had an actual cost equal to $500 - 10.5 = 489.5$. In 1748 a loan L of 6.3 million been issued like the first tranche of the 1747 loan. Its rate was therefore equal to $100 \times 4.4/(100 - 0.75) = 4.43$ percent.

In each case, the yield of the loan is the rate of return when the investment is converted to a perpetual. Assuming that the 3 percent coupon rate is perpetual, a 4 percent annuity in 1746 was equivalent to a 3 percent annuity multiplied by the price ratio between the 4 percent and the 3 percent. In 1746 we have a portfolio of a callable 4 percent annuity and a life annuity. The 4 percent component is equivalent to a perpetual payment of $3 \times 94/83 = 3.3976 = c$, where 94 and 83 are the prices of the 4 percent and the 3 percent annuities in the spring of 1746 (which are more relevant than the prices at the beginning of the year because the payments for the subscription were made in the spring and the summer). The rest of the computation takes into account the premium of the lottery and is the same as for the rate.

The Lower Bound on the Expected Time to Redemption

Using the notation of the text, assume first that the short-term (one period) interest rate follows an arbitrary deterministic path and that agents have a constant marginal utility of consumption. The value of the annuity appears in equation 1 in the text. Following the previous discussion of the redemption policy, we can assume that before the redemption, the interest rate is greater than r^* , the rate at which the redemption takes place (near 3 percent). Hence, for any interest rate path and value of T ,

$$v \leq E \left[\frac{1}{1+r^*} \left(\frac{1 - \frac{1}{(1+r^*)^T}}{1 - \frac{1}{1+r}} \right) \right] \quad (A1)$$

$$= \frac{1}{r^*} \left(1 - E \left[\frac{1}{(1+r^*)^T} \right] \right)$$

which is equivalent to

$$1 - rV \geq E \left[\frac{1}{(1+r^*)^T} \right] = E \left[e^{-T \text{Log}(1+r^*)} \right] \geq e^{-E[T] \text{Log}(1+r^*)}$$

where the last inequality is due to the convexity of the exponential e^{-x} and Jensen's inequality. Therefore,

$$E[T] \geq -\frac{\text{Log}(1-r^*V)}{\text{Log}(1+r^*)} = \bar{T}V \tag{A2}$$

The Impact of Risk Aversion

If agents are risk averse, equation 3 should be modified. A complete analysis is beyond the scope of the present article and may not be feasible given data limitation. Two effects may work in opposite directions. First, the marginal utility of consumption in future periods, when the interest rate will be lower, is lower than in the present, in the middle of the war. That effect depresses the right-hand side in equation 3, and in order to keep the equality with the observed value of V , the value of T should increase. Second, if the price of the unit contingent annuity (UCA) is negatively correlated with the return of the market, the opportunity to reduce risk increases the demand for the UCA and its price. That effect reduces the value of T in equation 3.

These effects are probably small, however. First, rough approximation of the market is the 4 percent annuity (the sum of the UCA and the 3 percent annuity) because the overwhelming part of the public debt was in that annuity. For the years 1746 and 1747, the correlation is positive and it is negative for the years 1748 to 1749.⁴⁹ Second, if agents were risk averse, it would be hard to explain why lotteries were part of the issuance of new loans. Finally, the estimation of the derivative asset pricing model suggests that agents were close to risk neutral.

⁴⁹ See Chamley, "Interest Reductions."

REFERENCES

Abrahamson, Mark, Tim Jenkinson, and Howard Jones. "Why Don't U.S. Issuers Demand European Fees for IPOs?" *Journal of Finance*, forthcoming, 2011.

Alvarez-Nogal, Carlos, and Christophe Chamley. "Debt Policy Under Constraints Between Philip II, the Cortes and Genoese Bankers." Mimeo, Boston University, 2011.

Barro, Robert J. "Government Spending, Interest Rates, Prices, and Budget Deficits in the United Kingdom, 1701–1918." *Journal of Monetary Economics* 20, no. 2 (1987): 221–47.

Brennan, Michael J., and Eduardo S. Schwartz. "Convertible Bonds: Valuation and Optimal Strategies for Call and Conversion." *Journal of Finance* 32, no. 5 (1977): 1699–1715.

- Cecco de, Marcello. "The Italian National Debt Conversion of 1906." In *Public Debt Management: Theory and History*, edited by Rudiger Dornbusch and Mario Draghi, 263–92. Cambridge: Cambridge University Press, 1990.
- Chamley, Christophe. "Interest Reductions in the Politico-Financial Nexus of Eighteenth-Century England." Mimeo, Boston University, 2011. Downloadable at <http://people.bu.edu/chamley/papers/reduction.pdf>.
- Chen, Hsuan-Chi, and Jay R. Ritter, "'The Seven Percent Solution'." *Journal of Finance* 55, no. 3 (2000): 1105–31.
- Cobbett, William. *The Parliamentary History of England from the Earliest Period to 1806*, Vol. 10, (1737–1739). London: Hansard, 1812.
- Cochrane, John H. "Review of Famous First Bubbles: The Fundamentals of Early Manias by Peter M. Garber." *The Journal of Political Economy* 109, no. 5 (2001): 1150–54.
- Dickson, Peter G. M. *The Financial Revolution in England*. London: Macmillan, 1967.
- Grellier, J. J. *A History of the National Debt*. London: John Richardson, 1810.
- _____. *The Terms of All the Loans Which Have Been Raised for the Public Service*, 3rd edition. London: John Richardson, 1812.
- Harley, Charles K. "Goschen's Conversion of the National Debt and the Yield on Consols." *Economic History Review* 29, no. 1 (1976): 101–06.
- Ingersoll, Jonathan E. "An Examination of Corporate Call Policies on Convertible Securities." *Journal of Finance* 32, no. 2 (1977): 463–78.
- Klovland, Jan Tore. "Pitfalls in the Estimation of the Yield on British Consols, 1850–1914." *The Journal of Economic History* 54, no. 1 (1994): 164–87.
- Marco, Pilar, and Camila Vam Malle-Sabouret. "East India Bonds, 1718–1763: Early Exotic Derivatives and London Market Efficiency." *European Review of Economic History* 11, no. 3 (2007): 367–94.
- Mirowski, Philip. "What Do Markets Do?" Efficiency Tests of the Eighteenth-Century London Stock Market." *Explorations in Economic History* 24, no. 2 (1987): 107–29.
- Quinn, Stephen. "Securitization of Sovereign Debt: Corporations as a Sovereign Debt Restructuring Mechanism in Britain, 1694 to 1750." Mimeo, Texas Christian University, 2008.
- Shiller, Robert, J. "The Volatility of Long-Term Interest Rates and Expectations Models of the Term Structure." *Journal of Political Economy* 87, no. 6 (1981): 1190–1219.
- Stasavage, David. *Public Debt and the Birth of the Democratic State*. Cambridge: Cambridge University Press, 2003.
- _____. "Partisan Politics and Public Debt: The Importance of the Whig Supremacy for Britain's Financial Revolution." Mimeo, New York University, 2006.
- Sussman, Nathan, and Yishay Yafeh. "Constitutions and Commitment: Evidence on the Relation Between Institutions and the Cost of Capital." Mimeo, Hebrew University of Jerusalem, 2003.
- Sutherland, L. S. "Samson Gideon and the Reduction of Interest: 1749–50." *The Economic History Review* 16, no. 1 (1946): 15–29.
- The American Finance Association. "Why Don't U.S. Issuers Demand European Fees for IPOs?" by Mark Abrahamson, Tim Jenkinson, and Howard Jones, June 2011. *The Course of the Exchange*, various issues.
- The Gentleman's Magazine*, various issues since 1737.
- United Kingdom, Parliamentary Papers. *Accounts of Public Income and Expenditure of Great Britain, 1688–1868*, Vol. 35, 1868–69.
- _____. *History of the Funded Debt from 1694 to 1786*, Vol. 52, 1898.

- Vasicek, Oldrich. "An Equilibrium Characterization of the Term Structure." *Journal of Financial Economics* 5, no. 2 (1977): 177–78.
- Velde, François R., and David R. Weir. "The Financial Market and Government Debt Policy in France, 1746–1793." *The Journal of Economic History* 52, no. 1 (1992): 1–39.
- Weiller, Kenneth J., and Philip Mirowski. "Rates of Interest in Eighteenth-Century England." *Explorations in Economic History* 27, no. 1 (1990): 1–20.
- Willard, Kristen L., Timothy W. Guinnane, and Harvey S. Rosen. "Turning Points in the Civil War: Views from the Greenback Market." *American Economic Review* 86, no. 4 (1994): 1001–18.