

I. Introduction

The Allocations Board Executive Board is pleased to present its 2006 Funding Report. Our 2006 Funding Report is comprised of two sections. In the first, entitled “Allocations Board Improvements,” we outline various changes the Allocations Board has implemented over the last year. We also describe the benefit of each of these changes. In the second section, entitled, “Facts and Figures,” we provide the results of research into relevant financial and statistical information. We draw from resources internally and externally, including but not limited to our encumbrance logs, our statistics reports, the Office of Enrollment and Retention, the Student Activities Business Office, and Student Activities Office Activities Assistants. Visuals are given to supplement the numbers and illustrate the trends over multi-year periods. Important summarizations of each point are also given.

II. Allocations Board Improvements

In order to make it easier and more efficient for Student Organizations to request and receive funds, and in order to make it easier and more efficient for us to help Student Organizations, the Allocations Board has made certain internal improvements and other changes. These are numbered below.

- 1. The Audit:** At the close of the school year, the Allocations Board Executive Board made completing the fiscal year 2005-2006 audit its top priority in order to give the Student Activities Business Office at least ten business days to process the audit before the end of the fiscal year. The audit was completed on June 6, 2006. Also, with the audit complete, the Allocations Board is able to more accurately report on its funding for the 2005-2006 academic year. Spending trends, financial information, and other statistics presented in section II of this report accurately reflect this latest information.

Benefit: This allows us to more accurately assess Student Organization needs, streamlines end of the year fiscal procedures with SAO, and helps us to start the new fiscal year in a more responsible manner.
- 2. Audit Approach:** As part of this process, the Executive Board made policy to transfer funds to Student Organizations which ought to have received them based upon their allocation and the purchases which they made.

Benefit: The Allocations Board Executive Board feels this better fulfills our mission to serve Student Organizations without compromising Allocations Board policy.
- 3. Revised By-Laws:** In order to standardize AB procedures and policies, the Allocations Board Executive Board reviewed the Allocations Board By-Laws and Handbooks from 1997 through 2005 to create a condensed and comprehensive set of By-Laws. The Executive Board as a whole reviewed this document, and it was sent out to the entire Allocations Board for comments and revisions. After the Executive Board reviewed these comments, a revised version of the document was sent out two weeks ago for a final vote of approval. The final edit passed board review with greater than the two thirds majority internally required.

Benefit: The Allocations Board will run more efficiently and will be more able to serve Organizations as their interaction with us becomes more streamlined while still retaining personal and personable contact with the Allocations Board.

4. **Website Improvements:** The Allocations Board will allow Student Organizations to submit On-the-Spot Forms on our funding website, eliminating the need for typewritten paper forms. Also, we are in the process of updating our website to provide more links, accurate price quotes, and other information to Student Organizations in order to make our website a premier funding resource.

Benefit: This will increase the efficiency of the funds application process and will make applying easier for Student Organizations.

5. **Consortia Workshops:** In addition to requiring an Allocations Board member to be in attendance at all consortia meetings, the Allocations Board this year will tie regular Funding Period workshops into consortia meetings. Student Organizations wishing to receive funding from the Allocations Board will be required to attend their respective consortia meeting during the month of funding workshops.

Benefit: This will guarantee high attendance at one series of consortia meetings every funding period, bolstering the consortia model and demonstrating the Allocations Board's commitment to the consortia model. This will also increase the number of Funding Period workshops.

III. Facts and Figures

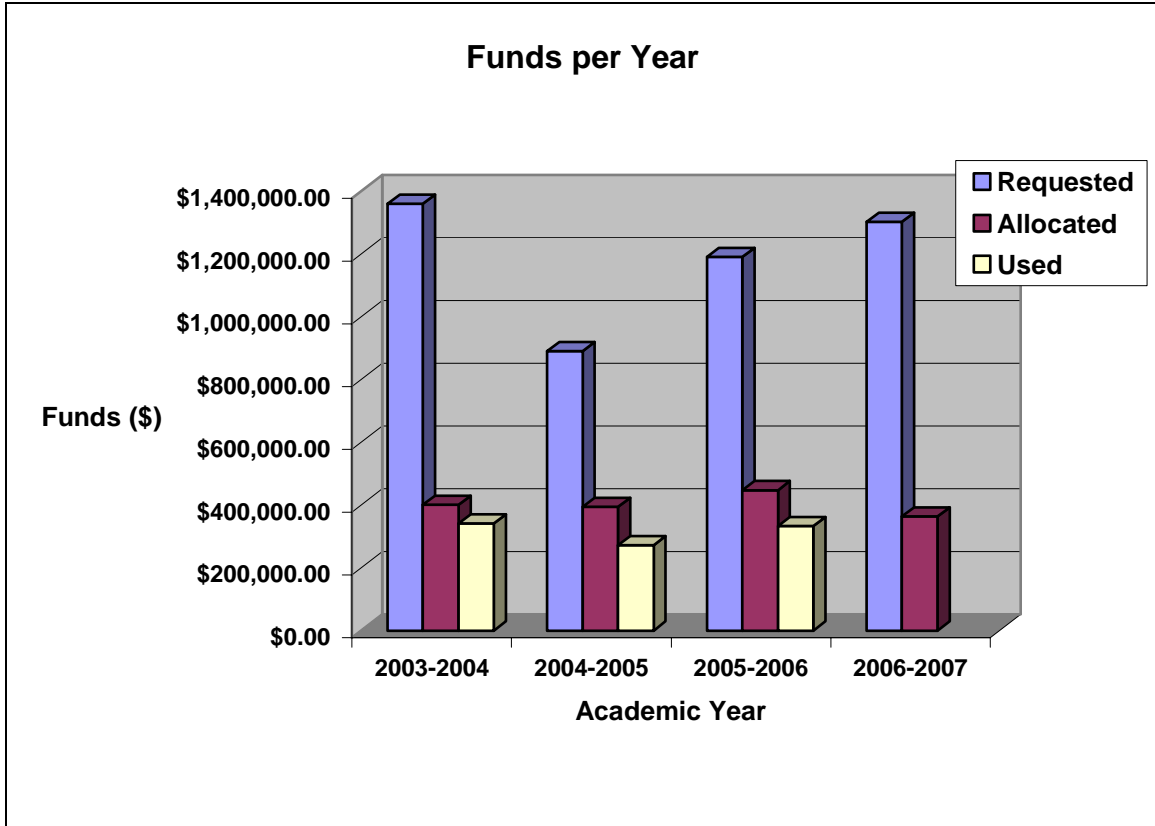
In order to provide a comprehensive review of its financial history, the Allocations Board Executive Board has prepared statistical information revealing both internal trends as well as detailing external influences which Student Organizations encounter in the financial aspects of programming. These are numbered below. Essential Statements summarizing the data and trends are in bold.

1. **Encumbrance Log History:** The Allocations Board Executive Board reviewed its Encumbrance Logs from fiscal year 1997-1998 through this past fiscal year. For the four fiscal year period between July 2003 and July 2007, we examined the total amount requested with the total amount allocated and the total amount of money spent. The following table gives these exact numbers:

Academic Year	Amount Requested	Amount Allocated	Amount Spent
2003-2004	\$1,360,469.12	\$401,445.83	\$341,933.30
2004-2005	\$890,051.98	\$393,586.05	\$272,250.51
2005-2006	\$1,190,094.31	\$447,329.46	\$333,085.60
2006-2007	\$1,302,037.42*	\$363,753.66*	*

*Figures for 2006-2007 do not account for OTS requests and allocations for the Spring 2007 funding period, and the amount spent will not be known until the end of the Spring 2007 semester. The amount requested and allocated will increase substantially as student groups submit OTS requests, re-allocation requests, and appeals.

Although the amount Student Organizations request varies from year to year, the amount of money Student Organizations are spending has varied little over the years.



2. **Encumbrance Log Allocations History:** According to past Encumbrance Log, the following allocations have been received from the Dean of Students Office:

2001-2002: \$252,630.00

2002-2003: \$273,197.81

2003-2004: \$296,234.25

2004-2005: \$288,541.5

2005-2006 (Excluding the Travel Fund): \$308,973.76

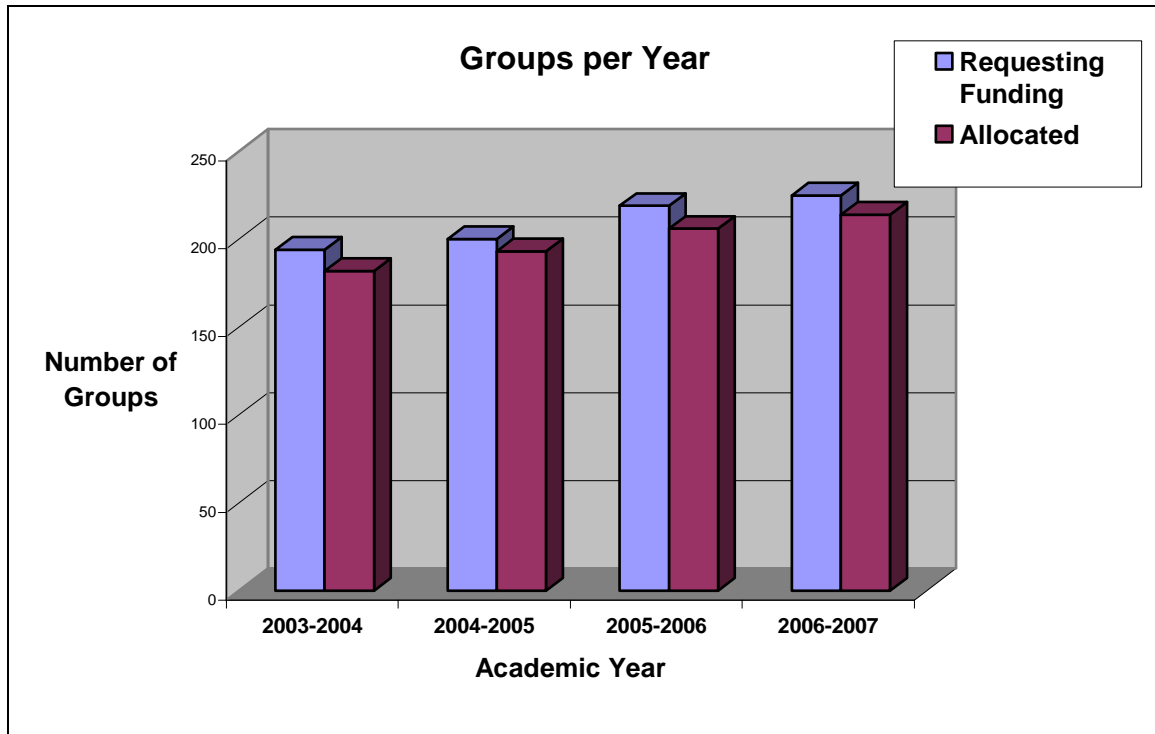
2006-2007: Data not available yet

3. **Student Organization Patterns:** The Allocations Board also reviewed statistical reports in order to determine the trend in Student Organizations requesting and receiving Allocations Board Funds. The following table gives these exact numbers for the four fiscal year period between July 2003 and July 2007:

Academic Year	Organizations Requesting Funds	Organizations Receiving Funds
2003-2004	194	182
2004-2005	200	193
2005-2006	219	206
2006-2007	225*	214*

*Figures for 2006-2007 are extrapolations to account for groups that request funds only through On-The-Spot requests and the recent inclusion of fraternities and sororities.

The number of eligible Student Organizations requesting Allocations Board funding has increased steadily over the years.

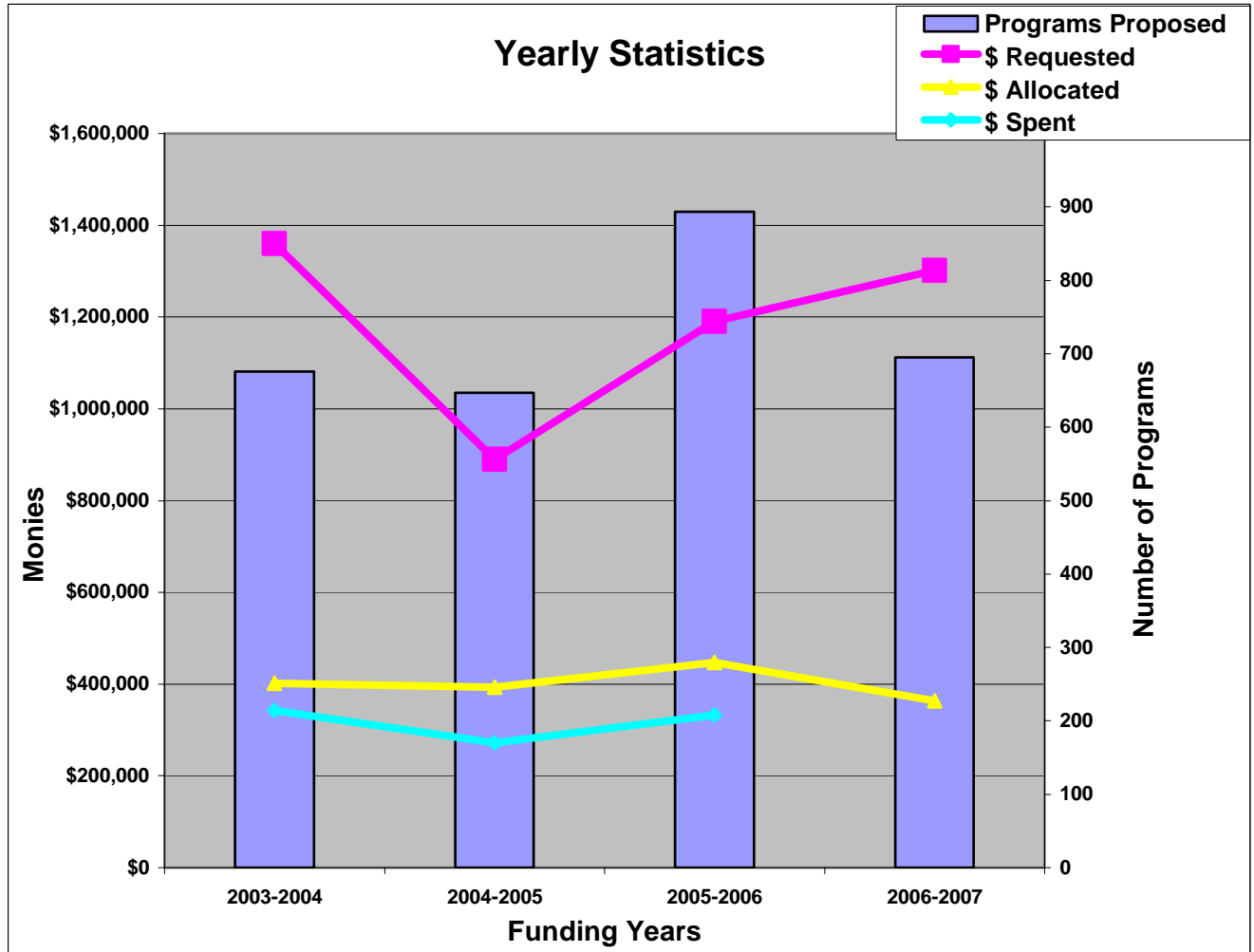


4. **Student Organization Program Patterns:** The Allocations Board also reviewed statistical reports in order to determine the trend in the number of programs Student Organizations proposed. We compared these figures to the numbers outlined in our Encumbrance Log History (see III:1) in order to trace how overall funding patterns compared with programming patterns. The following table gives the exact number of programs proposed for the four year fiscal period between July 2003 and June 2007, not including OTS requests, appeals, or re-allocation requests for Spring 2007:

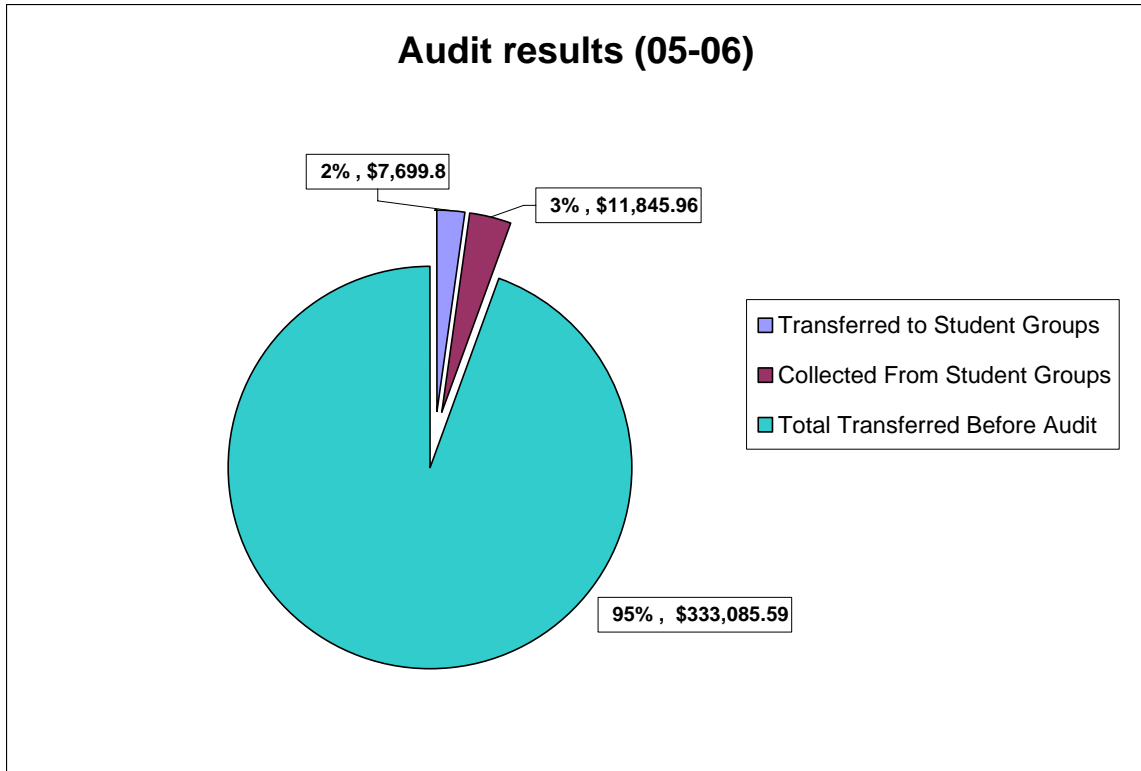
Academic Year	Programs Proposed
2003-2004	676
2004-2005	647
2005-2006	893
2006-2007	695*

*Not including On-The-Spot requests for Spring 2007.

With the exception of 2005-2006, which was unusually high due to the switch to semester-long funding periods, the number of proposed programs for 2006-2007 is the highest yet. The amount of money spent by Organizations, however, has remained steady. This little-changing amount, then, is being spread among far more programs than in the past.



5. **2006 Fall Semester:** The Allocations Board received Allocations Board funding requests for the 2006 fall semester totaling \$520,412.00. We have allocated \$161,849.90 for this funding period. These numbers do not take into account any On-The-Spot, Re-allocation, or Appeal Requests we may receive during the course of the fall funding period.
6. **2007 Spring Projection:** Based upon the statistics of III:1-4, the Allocations Board projects that \$702,556.20 will be requested by Student Organizations for the Spring Semester. This is a weighted projection, giving greater emphasis to more recent years.
7. **The Audit:** After our audit, we recovered \$11,845.96 of unused funds from Student Organization accounts, and we transferred \$7,699.80 to Student Organization accounts, for a net audit recovery of \$4,146.16. Given that the Allocations Board transferred \$328,939.43 to Student Organization accounts throughout the academic year, the amount recovered and transferred represents a very small percentage of this.



8. **The Travel Fund:** Over the course of the academic year, the Allocations Board received 31 formal travel fund requests. Of these, 25 programs were funded and six were denied. One of these programs was denied based upon a lack of funds. Three of these programs missed a deadline; funds were exhausted after meeting the needs of those programs that had submitted by this deadline. Two groups did not provide enough documentation. The Allocations Board received a \$15,000.00 allocation entitled "AB Fall Travel '05." In order to fund the 25 programs which met our funding eligibility standards, the Allocations Board set aside a significant portion of its yearly allocation towards supplementing the Travel Fund. The Allocations Board gave 25 Student Organizations \$34,101.70 to travel to off-campus conferences, competitions, and retreats.

In order to meet the needs of eligible Student Organizations who met all funding requirements, the Allocations Board spent \$19,101.70 of its regular yearly allocation to supplement the fall Travel Fund allocation. In the 2006-2007 academic year, the allotted portion of the Travel Fund was exhausted by October and, since that time, the Board has again been forced to allocate to Travel Fund programs out of its general budget.

9. **On-Campus Event Costs:** The Allocations Board Executive Board also compiled the statistics of three on-campus event costs which a large percentage of Student Organization Programs encounter during programming, examining the trend of these costs (over a four hour minimum period). The following table gives these exact numbers for the three year academic period from 2004-2007:

Academic Year	GSU Tech	B&G	BUPD	Sum Total	% Increase
2004-2005	\$50.00	\$110.00	\$132.00	\$292.00	Unavailable
2005-2006	\$50.00	\$120.00	\$153.20	\$323.20	16.14
2006-2007	\$50.00	\$120.00	\$172.00	\$342.00	8.52

